



**ANNUAL INFORMATION FORM**

**For the year ended December 31, 2024**

**March 31, 2025**

## TABLE OF CONTENTS

	<b>Page</b>		<b>Page</b>
PRELIMINARY MATTERS .....	2	ESCROWED SECURITIES AND SECURITIES SUBJECT TO CONTRACTUAL RESTRICTIONS ON TRANSFER....	71
CORPORATE STRUCTURE .....	7		
GENERAL DEVELOPMENTS OF THE BUSINESS .....	8	DIRECTORS AND EXECUTIVE OFFICERS	71
BUSINESS OF THE COMPANY .....	11	AUDIT COMMITTEE .....	75
DETAILS OF THE ALTAN TSAGAAN OVOO PROJECT .....	22	LEGAL PROCEEDINGS AND REGULATORY ACTIONS.....	77
DETAILS OF THE BOROO AND ULAANBULAG PROJECT.....	43	INTERESTS OF MANAGEMENT AND OTHERS IN MATERIAL TRANSACTIONS .....	77
OTHER MINERAL PROPERTIES .....	56	TRANSFER AGENTS AND REGISTRARS ..	78
RISK FACTORS .....	57	MATERIAL CONTRACTS.....	78
DIVIDEND POLICY .....	70	INTEREST OF EXPERTS .....	78
DESCRIPTION OF CAPITAL STRUCTURE	70	ADDITIONAL INFORMATION.....	78
MARKET FOR SECURITIES .....	71	APPENDIX A .....	1

## PRELIMINARY MATTERS

### Interpretation

Unless the context otherwise requires, all references in this annual information form to the “Company”, “Steppe”, “Steppe Gold”, “we”, “us” and “our” refer to Steppe Gold Ltd. and its subsidiaries.

A glossary of certain technical terms and abbreviations that appear in this annual information form is included under the sections entitled “*Glossary of Selected Technical Terms*” and “*List of Abbreviations*”.

Unless otherwise noted, the information set forth in this annual information form is current as of December 31, 2024.

### Currency Presentation and Exchange Rate Information

In this annual information form, unless otherwise specified or the context otherwise requires, all dollar amounts are expressed in Canadian dollars. All references to “dollars”, “\$” or “C\$” are to Canadian dollars, all references to “US\$” are to United States dollars and all references to MNT are to Mongolian Tugriks. As at March 28, 2025, the daily average exchange rate reported by the Bank of Canada was US\$1.00 = CDN\$1.4307 or CDN\$1.00 = US\$0.6990 and the daily average exchange rate reported by the Bank of Mongolia was MNT1.00 = US\$0.0003 or US\$1.00 = MNT3,488.01.

### Cautionary Note Regarding Forward-Looking Information

This annual information form contains or incorporates by reference “forward-looking statements” and “forward-looking information” (collectively, “forward-looking statements”) within the meaning of applicable Canadian securities legislation and applicable U.S. securities laws concerning the Company’s plans for its properties, operations and other matters. Except for statements of historical fact relating to the Company, certain statements contained herein or incorporated by reference constitute forward-looking statements, including, but not limited to, future anticipated and current exploration programs and expenditures, exploration results, climate change initiatives, the potential discovery and delineation of mineral deposits/resources/reserves, potential mining and processing scenarios, production estimates, the anticipated success of mineral processing procedures, anticipated continued sales of ore and concentrate, proposed business plans, anticipated business trends and metal prices, future anticipated operating costs, reclamation cost estimates, revenues and cash flows, and may relate to analyses and other information that are based on forecasts of future results, estimates of amounts not yet determinable and assumptions of management. Any statements that express or involve discussions with respect to predictions, expectations, beliefs, plans, projections, objectives, assumptions or future events or performance (often, but not always, using words or phrases such as “expects”, “expected”, “continue”, “possible”, “goal”, “anticipates” “plans”, “estimates”, “believes”, “proposed”, “intends” or “does not intend” or stating that certain actions, events or results “may”, “could”, “would”, “should”, “might” or “will” be, or not be, taken, occur or be or not be achieved) are not statements of fact and may be forward-looking statements.

Forward-looking statements are subject to a variety of risks and uncertainties, many of which are beyond the Company’s control, which could cause actual events or results to differ materially and adversely from those reflected in the forward-looking statements. These risks are described or referred to below under the heading “*Risk Factors*” in this annual information form. Should one or more of the risks and uncertainties materialize, or should underlying assumptions prove incorrect, actual results may vary materially and adversely from those described in the forward-looking statements. Forward-looking statements are made based on management’s beliefs, estimates, assumptions and opinions on the date the statements are made and, other than as required by applicable law, the Company undertakes no obligation to update the forward-looking statements if these beliefs, estimates, assumptions and opinions or other circumstances should change. Investors are cautioned against attributing undue certainty or weight to forward-looking statements. Forward-looking statements made in a document incorporated by reference in this annual information form are made as at the date of the original document and have not been updated except as expressly provided for in this annual information form.

Readers are also cautioned that the assumptions used in the preparation of such information, although considered reasonable at the time of preparation, may prove to be imprecise and, as such, undue reliance should not be placed on forward-looking statements. The Company’s actual results, programs and financial position could differ materially from those expressed in or implied by these forward-looking statements and, accordingly, no assurance can be given that the events anticipated by the

forward-looking statements will transpire or occur or that, if any of them do, what benefits the Company will derive or what detriment the Company will experience therefrom.

### **Cautionary Note for United States Investors**

Technical disclosure regarding our properties included herein (the “Technical Disclosure”) has not been prepared in accordance with the requirements of United States securities laws. Without limiting the foregoing, the Technical Disclosure uses terms that comply with reporting standards in Canada and certain estimates are made in accordance with National Instrument 43-101 — *Standards of Disclosure for Mineral Projects* (“NI 43-101”). NI 43-101 is a rule developed by the Canadian Securities Administrators that establishes standards for all public disclosure an issuer makes of scientific and technical information concerning mineral projects. Unless otherwise indicated, all mineral reserve and mineral resource estimates contained in the Technical Disclosure have been prepared in accordance with NI 43-101 and the Canadian Institute of Mining, Metallurgy and Petroleum Classification System. These standards differ significantly from the requirements of SEC Industry Guide 7 and resource information contained in the Technical Disclosure may not be comparable to similar information disclosed by U.S. companies.

The definitions of proven and probable reserves used in NI 43-101 differ from the definitions in SEC Industry Guide 7. In addition, the terms “mineral resource”, “measured mineral resource”, “indicated mineral resource” and “inferred mineral resource” are defined in and required to be disclosed by NI 43-101; however, these terms are not defined terms under SEC Industry Guide 7 and normally are not permitted to be used in reports and registration statements filed with the U.S. Securities and Exchange Commission (the “SEC”).

Investors are cautioned not to assume that any part or all of mineral deposits in these categories will ever be converted into reserves. “Inferred mineral resources” have a great amount of uncertainty as to their existence and great uncertainty as to their economic and legal feasibility. It cannot be assumed that all or any part of an inferred mineral resource will ever be upgraded to a higher category. Under Canadian securities laws, estimates of inferred mineral resources may not form the basis of feasibility or pre-feasibility studies, except in rare cases.

Additionally, disclosure of “contained ounces” in a resource is permitted disclosure under Canadian securities laws. However, the SEC normally only permits issuers to report mineralization that does not constitute “reserves” by SEC standards as in place tonnage and grade without reference to unit measurements. Accordingly, information contained in the Technical Disclosure may not be comparable to similar information made public by U.S. companies subject to the reporting and disclosure requirements of U.S. federal securities laws and the rules and regulations thereunder.

### **Technical Information**

Substantially all of the scientific and technical information relating to the Altan Tsagaan Ovoo Project (the “ATO Project”) contained in this annual information form is derived from, and in some instances is an extract from, the technical report titled “Altan Tsagaan Ovoo Project (ATO) 2022 Mineral Resources & Reserve Report (NI 43-101)” dated effective November 6, 2022, which was prepared for the Company by Robin A. Rankin, MSc DIC MAusIMM CP (Geo) and Grant Walker, BSc (Mining) MAusIMM CP(Mining) (the “ATO Technical Report”) and prepared in accordance with NI 43-101. Each of the authors is a “qualified person” under NI 43-101 and independent of the Company. Reference should be made to the full text of the ATO Technical Report which is incorporated by reference into this annual information form in its entirety and is available for review under the Company’s profile on SEDAR+ at [www.sedarplus.ca](http://www.sedarplus.ca).

Substantially all of the scientific and technical information relating to the Boroo and Ulaanbulag Gold Project (the “Boroo and Ulaanbulag Project”) contained in this annual information form is derived from, and in some instances is an extract from, the technical report titled “Boroo and Ulaanbulag Gold Project 2024 Mineral Resources & Reserve Technical Report (Amended NI 43-101)” dated effective February 1, 2024, which was prepared for Boroo Gold LLC by Tuvshinbayar Batbayar, MAusIMM (CP), as amended (the “Boroo and Ulaanbulag Technical Report”), and prepared in accordance with NI 43-101. The author is a “qualified person” under NI 43-101 and independent of Boroo Gold LLC and the Company. Reference should be made to the full text of the Boroo and Ulaanbulag Technical Report which is incorporated by reference into this annual information form in its entirety and is available for review under the Company’s profile on SEDAR+ at [www.sedarplus.ca](http://www.sedarplus.ca).

## Glossary of Selected Technical Terms

The following is a glossary of selected technical terms that appear in this annual information form.

<b>Assays</b>	A chemical analysis to determine the amount or proportion of the element of interest contained within a sample, typically base metals or precious metals.
<b>Carbon in leach (CIL)</b>	A recovery process in which precious metals are dissolved from finely ground ore during cyanidation and simultaneously adsorbed on relatively coarse activated carbon (burnt coconut shell) granules. The loaded carbon particles are separated from the slurry and recycled in the process following precious metal removal and reactivation through chemical and thermal means.
<b>Concentrate</b>	A product from a mineral processing facility such as gravity separation or flotation in which the valuable constituents have been upgraded and unwanted gangue materials rejected as waste.
<b>Crushing</b>	A unit operation that reduces the size of material delivered as run of mine ore for further processing.
<b>Cut-off grade</b>	A calculated minimum metal grade at which material can be mined and processed at break-even cost.
<b>Development</b>	Work carried out for the purpose of preparing a mineral deposit for production. In an underground mine, development includes shaft sinking, crosscutting, drifting and raising. In an open pit mine, development includes the removal of overburden and/or waste rock.
<b>Doré</b>	Composite gold and silver bullion usually consisting of approximately 90% precious metals that will be further refined to separate pure metals.
<b>Drilling</b>	<p><i>Core:</i> a drilling method that uses a rotating barrel and an annular-shaped, diamond-impregnated rock cutting bit to produce cylindrical rock cores and lift such cores to the surface, where they may be collected, examined and assayed.</p> <p><i>Reverse circulation:</i> a drilling method that uses a rotating cutting bit within a double-walled drill pipe and produces rock chips rather than core. Air or water is circulated down to the bit between the inner and outer wall of the drill pipe. The chips are forced to the surface through the center of the drill pipe and are collected, examined and assayed.</p> <p><i>Conventional rotary:</i> a drilling method that produces rock chips similar to reverse circulation except that the sample is collected using a single-walled drill pipe. Air or water circulates down through the center of the drill pipe and returns chips to the surface around the outside of the pipe.</p> <p><i>In-fill:</i> the collection of additional samples between existing samples, used to provide greater geological detail and to provide more closely-spaced assay data.</p>
<b>Exploration</b>	Prospecting, sampling, mapping, diamond-drilling and other work involved in locating the presence of economic deposits and establishing their nature, shape and grade.
<b>Flotation</b>	A process which concentrates minerals by taking advantage of specific surface properties and applying chemicals such as collectors, depressants, modifiers and frothers in the presence of water and finely dispersed air bubbles.
<b>Grade</b>	The concentration of an element of interest expressed as relative mass units (percentage, parts per million, ounces per ton, grams per tonne, etc.).
<b>Heap leaching</b>	A process whereby precious or base metals are extracted from stacked material placed on top of an impermeable plastic liner and after applying leach solutions which dissolve and transport values for recovery in the process plant.
<b>Mineral Reserve</b>	The economically mineable portion of a measured or indicated mineral resource demonstrated by

at least a preliminary feasibility study. This study must include adequate information on mining, processing, metallurgical, economic and other relevant factors that demonstrate, at the time of reporting, that economic extraction can be justified. A mineral reserve includes diluting materials and allowances for losses that may occur when the material is mined. Mineral reserves are subdivided in order of increasing confidence into probable mineral reserves and proven mineral reserves.

*Probable mineral reserve:* the economically mineable portion of an indicated and, in some circumstances, a measured mineral resource demonstrated by at least a preliminary feasibility study. This study must include adequate information on mining, processing, metallurgical, economic and other relevant factors that demonstrate, at the time of reporting, that economic extraction can be justified.

*Proven mineral reserve:* the economically mineable part of a measured mineral resource demonstrated by at least a preliminary feasibility study. This study must include adequate information on mining, processing, metallurgical, economic and other relevant factors that demonstrate, at the time of reporting, that economic extraction is justified.

## **Mineral Resource**

A concentration or occurrence of diamonds, natural solid inorganic material, or natural solid fossilized organic material including base and precious metals, coal, and industrial minerals in or on the Earth's crust in such form and quantity and of such a grade or quality that it has reasonable prospects for economic extraction. The location, quantity, grade, geological characteristics and continuity of a mineral resource are known, estimated or interpreted from specific geological evidence and knowledge. Mineral resources are sub-divided, in order of increasing geological confidence, into inferred, indicated and measured categories.

*Inferred mineral resource:* that part of a mineral resource for which quantity and grade or quality can be estimated on the basis of geological evidence and limited sampling and reasonably assumed, but not verified, geological and grade continuity. The estimate is based on limited information and sampling gathered through appropriate techniques from locations such as outcrops, trenches, pits, workings and drill holes.

*Indicated mineral resource:* that part of a mineral resource for which quantity, grade or quality, densities, shape and physical characteristics can be estimated with a level of confidence sufficient to allow the appropriate application of technical and economic parameters, to support mine planning and evaluation of the economic viability of the deposit. The estimate is based on detailed and reliable exploration and testing information gathered through appropriate techniques from locations such as outcrops, trenches, pits, workings and drill holes that are spaced closely enough for geological and grade continuity to be reasonably assumed.

*Measured mineral resource:* that part of a mineral resource for which quantity, grade or quality, densities, shape and physical characteristics are so well established that they can be estimated with confidence sufficient to allow the appropriate application of technical and economic parameters, to support production planning and evaluation of the economic viability of the deposit. The estimate is based on detailed and reliable exploration, sampling and testing information gathered through appropriate techniques from locations such as outcrops, trenches, pits, workings and drill holes that are spaced closely enough to confirm both geological and grade continuity.

**Net smelter return royalty** A royalty based on a percentage of valuable minerals produced with settlement made either in kind or in currency based on the sale proceeds received less all of the offsite smelting, refining and transportation costs associated with the purification of the economic metals.

**Open pit mine** A mine where materials are removed in an excavation from surface.

**Ore** Material containing metallic or non-metallic minerals which can be mined and processed at a

profit.

**Qualified Person (QP)** “Qualified Person” as defined in NI 43-101.

**Reclamation** The process by which lands disturbed as a result of mining activity are modified to support beneficial land use. Reclamation activity may include the removal of buildings, equipment, machinery and other physical remnants of mining, closure of tailings storage facilities, leach pads and other mine features, and contouring, covering and re-vegetation of waste rock and other disturbed areas.

**Refining** The final stage of metal production in which impurities are removed from a molten metal.

**Tailings** The material that remains after processing.

**Tonne (t)** Metric tonne (1,000 kilograms or approximately 2,205 pounds).

#### **List of Abbreviations**

In this annual information form, the following abbreviations have the meaning set forth below:

Au	gold	Mo	molybdenum
Ag	silver	Moz	million troy ounces
Cu	copper	MNT	Mongolian Tugrik - currency
g	gram	Mt	million tonnes
g/t	Gram per tonne	ppb	parts per billion
Mlbs	million pounds	ppm	parts per million
km	kilometre	t	metric tonne
koz	thousand troy ounces	oz	troy ounce (31.103477 g)
m	metre	VAT	value added tax
mm	millimetre	Zn	zinc

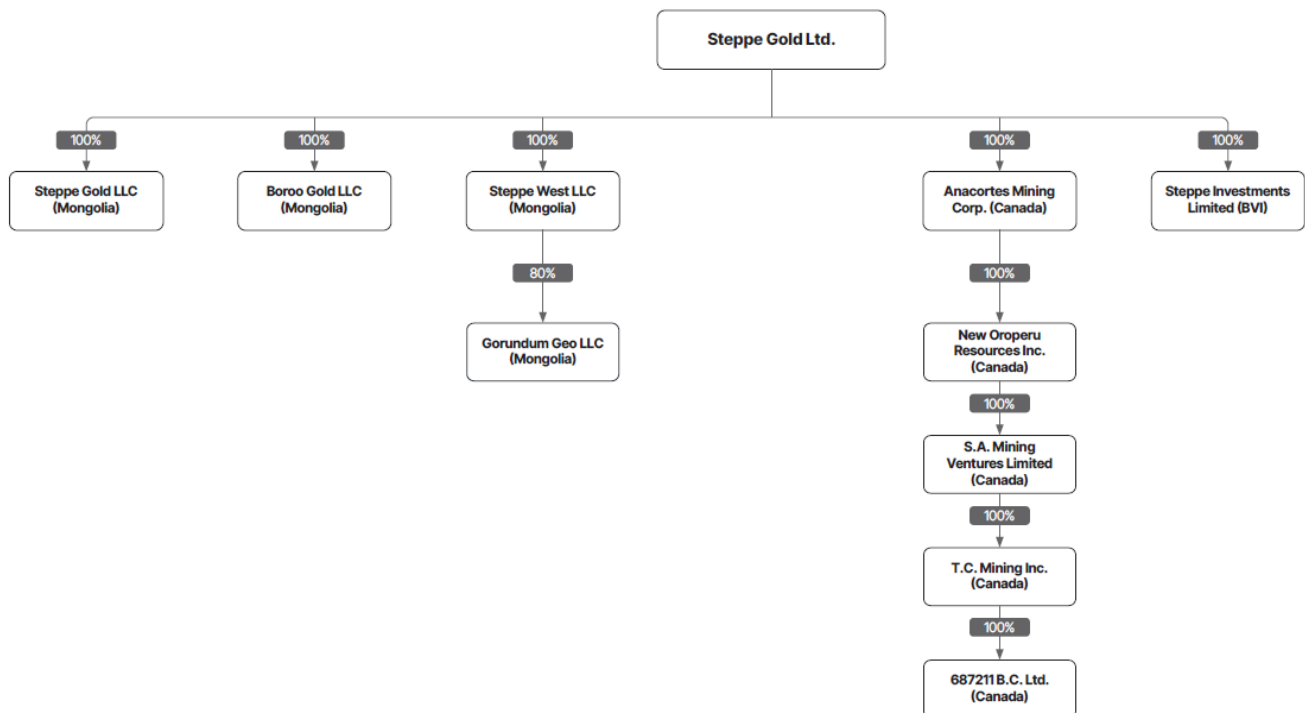
## CORPORATE STRUCTURE

### Name, Address and Incorporation

The Company was incorporated under the *Business Corporation Act (Ontario)* (the “OBCA”) on October 5, 2016. The head office of the Company is located at Shangri-La office Suite 1201, Olympic Street 19A, Sukhbaatar District 1, Ulaanbaatar 14241, Mongolia and the mailing address of the Company is located at Suite 248, 1489 Marine Drive, West Vancouver, British Columbia, V7T 1B8, Canada. The Company’s telephone number is +976 7732 1914 and its website address is [www.steppegold.com](http://www.steppegold.com).

### Intercorporate Relationships

The Company has ten subsidiaries: Steppe Gold LLC, a limited liability company incorporated under the Company Law of Mongolia on August 25, 2016 (“Steppe Mongolia”), Boroo Gold LLC, a limited liability company incorporated under the Company Law of Mongolia on May 5, 1997 (“Boroo Gold”), Steppe Investments Limited, a company incorporated under the *BVI Business Companies Act, 2004* of the British Virgin Islands on June 19, 2017 (“Steppe BVI”), Steppe West LLC, a limited liability company incorporated under the Company Law of Mongolia on May 2, 2017 (“Steppe West”), Corundum Geo LLC, a limited liability company incorporated under the Company Law of Mongolia on November 3, 2016 (“Corundum”), Anacortes Mining Corp., a corporation incorporated under the *Business Corporations Act* (British Columbia) (the “BCBCA”) on March 5, 2018 (“Anacortes”), New Oroperu Resources Inc., a corporation continued under the BCBCA on June 11, 2002, S. A. Mining Ventures Limited, a corporation continued under the BCBCA on October 25, 2012, T.C. Mining Inc., a corporation continued under the BCBCA on October 25, 2012, and 687211 British Columbia Ltd., a corporation incorporated under the BCBCA on February 12, 2004. Steppe West was formed by Bataa Tumur-Ochir, an officer and director of the Company, for the benefit of the Company. The Company became the sole shareholder of Steppe West on September 29, 2017.





**Note:**

- (1) 20% of the shares of Corundum are owned by Bayankhongor New Mining LLC, a company owned by the Province of Bayankhongor, Mongolia. The corporate charter for Corundum gives Bayankhongor New Mining LLC, the holder of 20% of the issued share capital of Corundum, the right to nominate three of the six or 50% of the directors of Corundum.

## **GENERAL DEVELOPMENTS OF THE BUSINESS**

### **General**

The Company is a precious metals exploration, development and production company operating in Mongolia. The Company's common shares (the "Common Shares") are traded on the Toronto Stock Exchange ("TSX") under the symbol STGO. The Company has three principal assets – an operating open pit mine, Altan Tsagaan Ovoo ("ATO" or "ATO Mine"), located in the Dornod province of Eastern Mongolia, the Boroo Gold mine ("Boroo Gold Mine"), an open pit mine and mineral processing operation located in the Selenge province of Northern Mongolia, and the Ulaanbulag Gold Mine ("Ulaanbulag Gold Mine"), an operating open-pit mine located approximately 21km away from the Boroo Gold Mine. Boroo Gold also owns the Bor Nuur mineral exploration property in Mongolia.

### **Three-year History**

The Company was incorporated on October 5, 2016 and since that time has been pursuing the acquisition, exploration and development of mineral properties in Mongolia, with the focus being on its ATO Project. Events that influenced the general development of the business over the past three years are described below, with events dated as of the applicable press release:

#### 2022

On March 1, 2022, the Company announced that it had received a new shipment of key reagents and had resumed full production and had recommenced heap leach ore processing.

On April 6, 2022, the Company announced that it had completed its first gold pour of 1,532 oz of gold with gross proceeds of \$US2.93 million.

On April 25, 2022, the Company announced that it had discovered multiple high grade zinc zones below the gold deposits at the ATO gold mine.

On May 4, 2022, the Company announced that gold production in two pours in April totaled approximately 3,350 oz (March 2022, 1,532 oz) and that mining activities continued at planned rates with hauling of high-grade blast material at ATO 1 and ATO 4.

On June 1, 2022, the Company announced that May gold production showed a continued ramp up from April with another two gold pours in May for a total of approximately 3,800 oz of gold.

On August 30, 2022, the Company announced that it had been granted approval from government agencies to provide grid power to the ATO Phase 2 Expansion, with Steppe Power LLC being established as a special purpose company to manage the development and connection to the state grid system.

On September 29, 2022, the Company announced that it had entered into an agreement with Triple Flag International Ltd. for a short-term gold prepay facility pursuant to which, Triple Flag International Ltd. advanced net funds of US\$4.6 million to Steppe which will be repaid over 6 months starting December 23, 2022 by six monthly deliveries of 500 oz of gold, for a total of 3,000 oz of gold.

On October 4, 2022, the Company announced that it signed a Memorandum of Understanding with Erdenes Alt Resource LLC to develop the Khurentsav gold project that adjoins the Uudam Khundii gold project. The Company also announced that, through its joint venture with Bayankhongor Province, Corundum Geo, and Shinejinst Soum of Bayankhongor Province, it had signed a new Co-Operation Agreement to support its exploration partnership in the region. Finally, the Company announced that it had signed a Memorandum of Understanding with the Minister of Mining and Heavy Industry and the Mongolian Mining Association regarding the Responsible Mining Codex.

On November 7, 2022, the Company announced that the fixed crushing unit installation is substantially complete but, with winter conditions in place, the Company had decided to wait until April 2023 to make the new fixed crushing unit operational.

The Company noted that the fixed crushing unit was the first major equipment installation for the Phase 2 Expansion, which will allow the Company to drive higher crushing rates in the remaining oxide phase.

## 2023

On February 22, 2023, the Company announced its plans to pursue a dual primary listing of its common shares on the Main Board of the Stock Exchange of Hong Kong Limited.

On May 11, 2023, the Company announced that it had successfully completed a non-brokered private placement, raising a total of C\$12.1 million. Under the private placement, the Company issued an aggregate of 11,000,000 Common Shares at a price of C\$1.10 per Common Share.

On June 5, 2023, the Company announced that Bataa Tumur-Ochir, the Chief Executive Officer of the Company, had assumed the role of Chairman and that Matthew Wood, the retiring Chairman, would remain in the role of a non-executive director of the Company.

On June 14, 2023, the Company announced that Byambatseren Tsogbadrakh had assumed the role of President of the Company and that Bataa Tumur-Ochir, the retiring President, would remain in the role of Chairman and Chief Executive Officer of the Company.

On June 29, 2023, the Company announced that it had successfully completed a plan of arrangement (the “Arrangement”) between the Company and Anacortes, whereby the Company acquired all of the issued and outstanding common shares of Anacortes (the “Anacortes Shares”), effective June 28, 2023. Under the terms of the Arrangement, Anacortes shareholders are entitled to 0.4532 of a Common Share for each Anacortes Share previously held. The outstanding vested in-the-money Anacortes options were exercised into Anacortes Shares on a cashless basis and such Anacortes Shares were exchanged for Common Shares. Further, all of the out-of-the-money Anacortes options were cancelled without payment. The outstanding Anacortes warrants were cancelled and exchanged for the applicable warrant consideration, pursuant to the plan of arrangement.

On July 11, 2023, the Company announced that it had signed a binding term sheet to provide up to US\$150 million in financing to fully fund the construction and completion of the Phase 2 Expansion at the ATO Mine (the “Financing Package”). Pursuant to the terms of the binding term sheet, a US\$50 million term loan would be provided by the Trade and Development Bank of Mongolia with a term of four years at an interest rate of 13.4%, a US\$50 million senior secured credit facility would be comprised of a senior secured non-revolving amortizing loan with a term of five years, funded in tranches commencing in January 2024 and an interest rate of 12% per annum and a US\$50 million senior secured gold linked loan with repayments expected to begin in January 2026 over a five year period based on concentrate production with a final payment of US\$40 million and warrants with a C\$1.50 strike price to be issued on a drawdown under such gold linked loan.

On August 30, 2023, the Company signed a loan agreement for the first tranche of \$50,000 with interest rate of 13.40% per annum for the term of 48 months, in five equal instalments, repaid in every six months from August 30, 2025 to August 30, 2027 (the “TDB Loan Agreement”).

On October 2, 2023, the Company announced that it had filed an early warning report in respect of the acquisition of an aggregate of 42,872,253 common shares of Aranjin Resources Ltd. (“Aranjin”), representing the acquisition of 11.06% of the issued and outstanding common shares of Aranjin.

On October 16, 2023, the Company announced that it had drawn down US\$9.6 million from the Financing Package to accelerate construction and development of the Phase 2 Expansion of the ATO Mine.

## 2024

On January 9, 2024, the Company announced that it had entered into a turnkey engineering, procurement and construction contract (the “EPC Contract”) with Hexagon Build Engineering LLC (“Hexagon”) for the Phase 2 Expansion at the ATO Mine. As of the date of execution, the amount payable for the full performance of work under the EPC Contract was approximately US\$148.4 million.

On March 15, 2024, the Company announced the resignation of Matthew Wood as director of the Company. President Byambatseren Tsogbadrakh joined the board of directors of the Company (the “Board”), effective as of March 15, 2024. In

connection with Mr. Wood's resignation, the Company issued an aggregate of 2,000,000 Common Shares to Mr. Wood at a deemed price of \$0.78 per Common Share to settle all amounts owed by the Company to Mr. Wood.

On March 21, 2024, the Company announced that its wholly owned subsidiary, Steppe BVI, entered into an amended and restated gold prepay agreement with Triple Flag International Ltd. for an additional advance under its previously negotiated short-term gold prepay facility.

On March 26, 2024, the Company announced it reached its next financing milestone for the Phase 2 Expansion at the ATO Mine and announced the following highlights:

- The second draw down of US\$40.4 million from the project finance package was funded on March 20, 2024, with a total of US\$50 million being drawn from the first tranche of the US\$150 million project finance package since October 2023.
- The Company made its second milestone payment of US\$37 million towards Phase 2 Expansion for procurement of major long lead items, mobilization costs, early construction works and foundational work.
- The Phase 2 Expansion was proceeding according to projected timelines and budgets, with commissioning planned for the first quarter of 2026.
- Further to the announcement on January 9, 2024, the Company confirmed that the contract amount payable to Hexagon for the full performance of the work under the EPC Contract was approximately US\$148.4 million.
- The Phase 2 Expansion of US\$150M was fully funded by the project finance package that had been made available to the Company and its affiliates by TDB Capital and the Trade and Development Bank of Mongolia.

On March 28, 2024, the Company announced the resignation of Aneel Waraich as director and executive vice president of the Company and the resignation of Greg Wood as Chief Operating Officer of the Company, each effective March 28, 2024. In connection with Mr. Waraich's resignation, the Company issued an aggregate of 1,250,000 Common Shares to Mr. Waraich at a deemed price of \$0.77 per Common Share, in addition to a cash payment of US\$100,000, to settle all amounts owed by the Company to Mr. Waraich. In connection with Mr. Wood's resignation, the Company issued an aggregate of 1,250,000 Common Shares at a deemed price of \$0.77 per share, in addition to a cash payment of US\$300,000, to settle all amounts owed by the Company to Mr. Wood.

On April 11, 2024, the Company announced that it entered into a share exchange agreement between the Company, Boroo Pte Ltd. ("Boroo Singapore") and Centerra Netherlands BVBA (the "Share Exchange Agreement") pursuant to which the Company would acquire all of the issued and outstanding common shares of Boroo Gold from an indirect, wholly owned subsidiary of Boroo Singapore in consideration for the issuance by the Company of 143,796,574 Common Shares, or that number of Common Shares that results in Boroo Singapore, directly or indirectly, holding 55.9% of the issued and outstanding Common Shares upon the completion of the transaction (the "Boroo Gold Transaction"). All directors and executive officers of the Company entered into support and voting agreements pursuant to which they agreed to support the Boroo Gold Transaction and to vote in favour of the Boroo Gold Transaction, subject to the provisions of such support and voting agreements.

On April 11, 2024, the Company also announced that it entered into separate definitive share purchase agreements (the "Share Purchase Agreements"), each between one of the Company's wholly-owned subsidiaries, on the one hand, and Boroo Singapore or one of its affiliates, on the other hand, each dated April 11, 2024, where the Company would sell the Tres Cruces Oxide Project (the "Tres Cruces Project") to Boroo Singapore for approximately \$12 million in cash (the "Tres Cruces Transaction") payable over 18 months beginning as of the Closing Date (as defined in the Share Purchase Agreements).

The Company further disclosed, on April 11, 2024, that at the closing of the Boroo Gold Transaction, the Company would enter into an investor rights agreement with Boroo Singapore (the "Boroo Investor Rights Agreement"). Pursuant to the Boroo Investor Rights Agreement, Boroo Singapore would have the right to nominate up to two directors to the Board, subject to Boroo Singapore maintaining ownership of at least 10% of the issued and outstanding Common Shares, and other terms and conditions as further set forth in the Boroo Investor Rights Agreement. In addition, Boroo Singapore would be provided with certain governance rights, so long as it maintained certain Common Share ownership thresholds, including pre-emptive rights and customary registration rights.

On June 21, 2024, the Company announced that, as a result of a review by staff of the Ontario Securities Commission, it had

filed an amended and restated technical report for the Boroo and Ulaanbulag Project entitled, “Boroo and Ulaanbulag Gold Project 2024 Mineral Resources & Reserve Technical Report (Amended)” (the “Amended Report”). The Amended Report addressed comments raised by the Ontario Securities Commission related to the author of the Amended Report and the associated Certificate of Qualified Person.

On July 4, 2024, the Company announced further updates on the Phase 2 Expansion on the ATO Mine. The Company’s engineering, procurement and construction partner, Hexagon, had contracted with engineering and professional services firm, WSP Canada Inc. (“WSP”), to advise on the detailed engineering and design of the Phase 2 Expansion on the ATO Mine. Specifically, WSP would provide the following services in respect of the Phase 2 Expansion on the ATO Mine: overall process design; plant layout optimization; detailed engineering; and procurement support.

On August 1, 2024, the Company announced the successful completion of Boroo Gold Transaction and the Tres Cruces Transaction. Pursuant to the Boroo Gold Transaction, Boroo Singapore was issued 143,796,574 Common Shares at a deemed price of \$0.59 per Common Share. Prior to the Boroo Gold Transaction, Boroo Singapore did not hold any securities of the Company and, upon completion of the Boroo Gold Transaction, Boroo Singapore held approximately 55.9% of the Common Shares. Pursuant to the Tres Cruces Transaction, the Company sold the Tres Cruces Project to Boroo Singapore for CAD\$11.7 million in cash, payable in four instalments over the course of 18 months from August 1, 2024. As a result of the Boroo Gold Transaction and the Tres Cruces Transaction, the Company announced that Tserenbadam Dugeree had been appointed to the Board pursuant to the Share Exchange Agreement. In addition, the Company announced that Patrick Michaels had stepped down from the Board effective August 1, 2024.

On August 14, 2024, the Company announced that, as a result of the Boroo Gold Transaction, Dulguun Erdenebaatar had been appointed to the Board pursuant to the Share Exchange Agreement.

On October 8, 2024, the Company announced production updates in its two producing gold mines in Mongolia. The combined production from the two operating mines totaled 17,773oz of gold in the third quarter of 2024. The Company further announced that it was planning the restart of exploration work at its Uudam Khundii site and was considering some highly prospective projects in Western Mongolia.

On November 1, 2024, the Company announced the resignation of Steve Haggarty as a director of the Company, effective October 31, 2024.

On December 5, 2024, the Company, through its subsidiary Boroo Gold, entered into a bond program agreement with a third party lender, whereby Boroo Gold has issued bonds for an aggregate maximum principal amount of up to US\$43,000,000 at a 12.3% interest per annum with a maturity date of March 5, 2027.

On December 10, 2024, the Company announced the release of its inaugural Environmental, Social and Governance (“ESG”) Report, presenting the Company’s ESG performance for 2023. The report was prepared in alignment with the Sustainability Accounting Standards Board (SASB) Metals & Mining Sustainability Accounting Standard.

## **BUSINESS OF THE COMPANY**

### **Overview**

The Company is a precious metals exploration, development and production company focused on assets in Mongolia. The Company owns two operating mines in Mongolia – the Altan Tsagaan Ovoo mine located in Dornod province and Boroo Gold Mine located in Selenge province. The Company also owns an additional exploration stage mineral property in Mongolia, the Uudam Khundii property. See “*Other Mineral Properties*”.

### **Development of the ATO Project**

The previous owner of the ATO Project, Centerra Gold Mongolia (“CGM”), had conducted drilling programs that surpassed 67,000 meters, obtained permits and licenses for exploration, mining and development including the construction of a Heap Leach, CIL and Flotation Plant. The Company chose to move forward with a Heap Leach plant that would in turn allow the Company to move to a stage 2 development of the CIL and Flotation plants in the future. Since acquiring the project, the

Company has successfully completed the construction of a 200-man camp, a 3-stage crushing circuit, ADR building and ADR plant with barren and pregnant ponds, chemical storage facility, fuel station and two leach pads consisting of five cells.

The updated mineral resource estimate includes drill data as of December 2024. It includes 10 drill holes for a total of 16,406 meters drilled in 2024. A total of 57,198 meters has been drilled since 2017. The drilling information was used to update the interpretation of the geologic model, geometry of the mineralized zones and domains resulting in a higher degree of confidence in the resource estimate.

The drill programs were successful, including returning samples with visible gold and intersecting high grade zones. The results were incorporated into a new resource estimate for the ATO Project, which was reported on March 13, 2023. The new resource estimate reflects a significant increase in total resources at the ATO Project.

The Company is in compliance, and has all required permits, and commenced gold production with the first gold pour in April 2020.

### **Acquisition of Altan Tsagaan Ovoo Project**

The Company acquired the ATO Project from CGM on September 15, 2017 pursuant to agreements entered into between the parties on January 31, 2017 for aggregate consideration of US\$19,800,000 plus US\$1,980,000 of VAT. Under the purchase agreement, Steppe Mongolia agreed to assume the obligations of CGM for the 1.75% net smelter returns royalty payable to Cogegobi LLC (“Cogegobi”) in respect of products extracted from the Mining License (as defined below) in respect of ATO.

### **Development of the Boroo and Ulaanbulag Project**

The Boroo Gold Mine operation is a highly profitable gold mining venture fully owned by Boroo Gold, a subsidiary of the Company. The property includes all hard-rock minerals and placer deposits across several mining licenses, covering a total area of 6,593.93 hectares.

Boroo Gold’s open-pit mining complex has been in industrial development since 1973. The operation began in 2003 and declared commercial production on March 1, 2004. It is located 110 kilometers northwest of Ulaanbaatar, the capital of Mongolia. Although the Boroo Gold Mine is situated in a relatively remote area, it is well-positioned in terms of infrastructure. The paved, all-weather Ulaanbaatar–Irkutsk highway runs within three kilometers of the mine site, and the main Trans-Mongolian railway, which connects Ulaanbaatar with Irkutsk, Russia and Beijing, China, is located about 20 kilometers north of the mine.

Mineralization in the Boroo Gold Mine deposit is generally flat-lying or sub-horizontal, extending over an area of 2.5 by 1.5 kilometers. Within this area, a series of mineralized zones can be found, reaching widths of up to 400 meters and typically averaging between 10 to 30 meters in thickness. The Boroo Gold Mine has significant mineral reserves that are expected to sustain operations through 2031, targeting an average annual production of 54,000 ounces of gold.

The Ulaanbulag Gold Mine is an open-pit gold mine currently in the development stage. It is located 130 kilometers northwest of Ulaanbaatar, the capital of Mongolia, and 22 kilometers from the Boroo Gold Mine.

Mineralization in the Ulaanbulag Gold Mine deposit is generally flat, extending over 550 meters. Within the area, there are several mineralized zones that can be up to 100 meters wide and typically range from 10 to 20 meters in thickness.

Open-pit mining at the Boroo Gold Mine and the Ulaanbulag Gold Mine recommenced in 2003, utilizing a mining fleet with a capacity of 50,000 tons per day (tpd), alongside a 50,000 tpd mill and a carbon-in-leach (CIL) gold processing plant. The property is equipped with the necessary infrastructure to support ongoing open-pit operations.

### **Acquisition of the Boroo and Ulaanbulag Project**

The Company acquired the Boroo and Ulaanbulag Project from Boroo Gold on August 1, 2024 pursuant to the Share Exchange Agreement. As a result of the Boroo Gold Transaction, Boroo Singapore was issued 143,796,574 Common Shares at a deemed price of \$0.59 per Common Share.

### **Metals Purchase and Sale Agreement**

In connection with the acquisition of the ATO Project, the Company, Steppe Mongolia and Steppe BVI entered into a metals

purchase and sale agreement (the “Stream Agreement”) with Triple Flag Finance Bermuda Ltd. (“Triple Flag Bermuda”) pursuant to which Steppe BVI agreed to sell to Triple Flag Bermuda a portion of the gold and silver produced from the ATO Project. Under the terms of the Stream Agreement, Steppe BVI is obligated to sell to Triple Flag Bermuda 25% of the gold and 50% of the silver produced from the ATO Project until such time as Steppe BVI has sold an aggregate of 46,000 ounces of gold and 375,000 ounces of silver, respectively (the “Delivery Milestones”). Thereafter the annual amounts that Steppe BVI is obligated to sell to Triple Flag Bermuda is capped at 7,125 ounces for gold and 59,315 ounces for silver. The obligation of Steppe BVI to sell gold and silver to Triple Flag Bermuda continues for the life of mine and includes any gold or silver produced by Steppe Mongolia within the stream area, which is the area within 20km from the boundary of the original mineral licenses comprising the ATO Project.

As consideration for the grant of the stream by Steppe BVI, Triple Flag Bermuda agreed to make an upfront deposit (the “Upfront Deposit”) against the purchase price for the gold and silver of US\$23 million in two US\$11.5 million tranches. The first tranche of US\$11.5 million (the “Initial Upfront Deposit”) was advanced on September 15, 2017 in connection with the completion of the ATO Acquisition. Of the US\$11.5 million advanced pursuant to the Initial Upfront Deposit, US\$9 million was used to satisfy the balance of the cash portion of the purchase price for the ATO Project and US\$980,000 was used to pay the associated VAT.

The second tranche of US\$11.5 million (the “Second Upfront Deposit”) was advanced over the fall of 2018 with the last US\$2.55 million of the Second Upfront Deposit being advanced on December 20, 2018. The proceeds of the Upfront Deposit are required to be loaned to Steppe Mongolia to advance the ATO Project.

So long as the Upfront Deposit remains outstanding, the purchase price for the gold and silver required to be sold to Triple Flag Bermuda under the Stream Agreement is based on the spot prices for gold and silver price during a 7-day quotational period following the date of delivery of the sale. The purchase price is to be satisfied as to 83% as against the uncredited balance of the Upfront Deposit and 17% is payable in cash by Triple Flag Bermuda. Once the uncredited balance of the Upfront Deposit has been reduced to nil the purchase price by Triple Flag Bermuda for the gold and silver shall be 17% of the price determined with reference to the spot prices for gold and silver during a 7-day quotational period following the date of delivery, payable in cash.

The obligations of Steppe BVI under the Stream Agreement were guaranteed by the Company and Steppe Mongolia and secured by all of the assets of Steppe Mongolia, including a pledge of the ATO Project Mining License and the Exploration Licenses (as defined below) owned by Steppe Mongolia, all of the assets of Steppe BVI and through the pledge by the Company of all of shares of both Steppe BVI and Steppe Mongolia. Triple Flag Bermuda now has a subordinated interest in the collateral under inter-creditor arrangements with the Trade and Development Bank of Mongolia.

The Company and Triple Flag Bermuda are also parties to an investor rights agreement dated September 15, 2017 (the “Triple Flag Investor Rights Agreement”), pursuant to which the Company granted Triple Flag Bermuda certain rights and agreed to certain restrictions. In particular, Triple Flag Bermuda was granted the pre-emptive right to subscribe for its pro rata portion of securities offered in future equity financings undertaken by the Company and the right to nominate one candidate for election or appointment to the Board. The Triple Flag Investor Rights Agreement remains in force until the Delivery Milestones, as defined in the Triple Flag Investor Rights Agreement, are achieved, at which time the agreement terminates.

On September 30, 2019, the Company and Triple Flag Bermuda entered into an agreement to amend the Stream Agreement (the “Amendment”). Under the terms of the Amendment, Triple Flag Bermuda advanced an additional deposit of US\$5 million to Steppe Gold, bringing the total amount advanced to Steppe Gold by Triple Flag Bermuda under the Stream Agreement to US\$28 million. The proceeds received from Triple Flag Bermuda were used to repay the final US\$5 million promissory note issued as part of the purchase price for the acquisition by the Company of the ATO Project. The purchase price for the ATO Project has now been paid in full. As consideration for the additional advance of US\$5 million, the parties agreed to reduce the variable gold and silver price payable by Triple Flag Bermuda on delivery of gold and silver from 30% to 17% of the relevant market price. As additional consideration, Steppe West granted a 3% net smelter returns royalty to a subsidiary of Triple Flag Bermuda on minerals derived from the Uudam Khundii property owned by Corundum, an 80% owned subsidiary of Steppe West.

## Marketing and Distribution

Our products are gold and silver produced in the form of gold doré bars from our ATO Mine. All gold doré produced at the ATO Mine is sold to the Bank of Mongolia or selected commercial banks in Mongolia. A portion of the proceeds from the sale of gold doré produced at the ATO Mine is used to satisfy the Company's delivery obligation under the Stream Agreement with Triple Flag Bermuda.

The Boroo Gold Mine is a conventional open pit mine in the Selenge Province, north-central Mongolia, approximately 110 kilometers from the capital city Ulaanbaatar. As a steppe-forest zone, the site has a semi-arid climate receiving approximately 250 millimetres (mm) precipitation annually, with an average elevation above sea level of 1.2 kilometers. The site is located 20-30 kilometers from rural settlements of the Bayangol and Mandal districts, where land is largely used for short-term herding. Ore is extracted from existing and extended open pit hard rock deposits and placer deposits within the concession area of the mine site, then processed by the Boroo Gold Mine mill via a carbon-in-leach process. To date, the Boroo Gold Mine has produced 1.6 million ounces (Moz) of gold with an average of 2 grams per tonne (g/t).

The Boroo Gold Mine operation is complimented by the proximal Ulaanbulag Gold Mine, where further ore is mined and then transported via haul route to the Boroo Gold Mine for processing, increasing the efficiency of both sites.

## 2024 Production and Revenue

	2024	2023
Total		
Gold sold (oz)	78,450	67,315
Silver sold (oz)	35,847	13,800
Gold Sales (\$ millions) <sup>(1)</sup>	177.2	131.7
Silver Sales (\$ millions)	0.9	0.3
Revenue (\$ millions)	178.1	132

(1) Gold sales are presented on a 100% basis. Under the Stream Arrangement, Triple Flag Bermuda is entitled to 25% of payable gold ounces and 50% of payable silver.

## Specialized Skill and Knowledge

Various aspects of the Company's mining business require specialized skills and knowledge, including skills and knowledge in the areas of permitting, geology, drilling, metallurgy, logistical planning, mine design, engineering, construction and implementation of exploration programs as well as finance, risk management and accounting. Much of the specialized skill and knowledge is provided by the Company's management and operations team. The Company also retains outside consultants with additional specialized skills and knowledge, as required. However, it is possible that delays and increased costs may be experienced by the Company in locating and/or retaining skilled and knowledgeable employees and consultants in order to proceed with its planned exploration and development at its mineral properties.

## Competitive Conditions

Steppe competes with other mineral resource exploration companies for financing, for the acquisition of new mineral properties, for the recruitment and retention of qualified employees and other personnel, as well as for operating supplies. Many of the mineral resource exploration and development companies with which Steppe competes have greater financial and technical resources. Accordingly, these competitors may be able to spend greater amounts on acquisitions of mineral properties of merit, on exploration of their mineral properties and on development of their mineral properties. In addition, they may be able to afford more geological expertise in the targeting and exploration of mineral properties. This competition could result in competitors having mineral properties of greater quality and interest to prospective investors who may finance additional exploration and development.

## **Sustainability**

As our vision is to create long-lasting value for all stakeholders, promote social and economic development in our local community, and responsibly manage our impact on the environment. Steppe has been committed to social responsibility to ensure our mines and communities are sustainable and profitable for many years to come.

## **Health and Safety**

The Company aims to ensure a safe, healthy, and hygienic environment for its employees, contractors, and visitors on site. The company's approach to health and safety is guided by its vision of "Safety is the measure of success." Steppe Gold ensures health and safety excellence through a strong health and safety-based culture at every level of the company and by driving continual improvement in safety performance. We undertake regular proactive engagement with our employees and contractors to create a good understanding of our safety approaches and to build a strong safety culture together.

Along with our employees' safety, we are committed to ensuring their health and well-being. All new employees are provided a full medical package before their job commencement. Annual health screening is provided for all employees, and detailed health checkups are provided for employees who work in hazardous environments, such as chemical handling.

The employees' camp provides a comfortable living environment with 53 ger accommodations, office buildings, a dining hall, laundry facilities, public and private bathrooms, and hotel rooms for visitors. All facilities are connected to electricity provided by a 380W generator, and they are heated by furnaces.

The camp has 24-hour security services, and the security contractor ensures that the camp procedures for our employees, contractors, and visitors are implemented. The company supports employees' leisure activities, rest, and free time with the following facilities: table tennis, basketball, and sand volleyball courts. Two medical staff work at the on-site first-aid unit, and workers can visit them at any time to prevent and address work-related illnesses and concerns immediately. Additionally, employees are provided with first aid and emergency response training, which is intended to increase their knowledge of emergency and immediate care in the workplace in case of any injury or illness.

### *Safety Performance*

Encouraging transparency and fostering an environment for open communication on health and safety leads employees to take responsibility for ensuring their workplace is safe. Accident reporting by each employee is highly encouraged, which increases the possibility of identifying potential hazards, addressing them, and avoiding them.

In case of any accident or injury, the Occupational Health and Safety ("OHS") department takes a systematic approach to investigate and remove the root causes of the incident to prevent recurrence. Steppe Gold has commenced the implementation of ISO 45001 to establish and maintain a system to identify, evaluate, and control occupational health and safety risks and hazards, ensure compliance with legal and regulatory requirements, and continually improve the occupational health and safety management system

Additionally, the following measures are undertaken:

- Conducting daily safety inspections
- Scheduling regular workplace risk assessments
- Identifying appropriate mitigation measures
- As a demonstration of our management's high commitment to safety, OHS monitoring is conducted in collaboration with senior officials of the relevant departments.

Boroo Gold's first operational priority is that every person goes home healthy and safe everyday. This vision is part of Boroo Gold's OHS Policy and it sits at the heart of all its safety processes and practices. Boroo Gold is aligned with safety processes that meet the expectations of ISO 45001:2018, OHS Management Systems by external certified auditors. Boroo Gold recognizes that while ISO 45001:2018 represents the acceptable standard of mining and other industrial health and safety management systems, its discipline and rigor in managing occupational health and safety risks is key to performing well. In 2022, Boroo Gold began a systematic process of identifying and collating our critical occupational health and safety risks across the business.



Boroo Gold has adopted the “zero harm” safety philosophy. Its corporate OHS Policy drives health and safety competency and promotes the integration of health and safety perspectives into all aspects of our business. The use of a risk-based approach at our Boroo Gold Mine site is an extension of this corporate philosophy. Risk identification, ranking and planning of controls takes place in this multidisciplinary setting, which includes contractor personnel.

At the Boroo Gold Mine and the Ulaanbulag Gold Mine, Boroo Gold qualified for the surveillance audit of its integrated management systems, which included the ISO 45001 standard on safety. In 2022, Boroo Gold also participated in National Disaster Agency of Mongolia training as part of the regional emergency preparedness, with full scale training in land and pit wall collapse scenarios.

## **Environment**

### *Climate Change*

Climate change is one of the most important global threats to the natural environment and society. We recognize that we have a vital role to play in fighting climate change and in reducing our footprint. As Mongolia is exposed to a growing vulnerability to climate change and we operate in the Steppe area, which is highly exposed to climate risks, it is our responsibility to take proactive climate actions to prevent and address significant climate risks on our operations and to contribute to the country’s climate resilience.

Thus, in 2023, Steppe Gold recalculated its greenhouse gas emissions from operations, benchmarking them against 2022 figures and thoroughly validating baseline data. As part of this effort, the Company developed and integrated a comprehensive climate policy into its overall ESG strategy.

### *Environmental Management*

Steppe Gold recognizes the potential impacts of mining on water, land, and ecosystem and pays special attention to minimize such impacts. As an example, our environmental policy was approved by the President and Chief Executive Officer in 2018 to ensure effective and responsible environmental management and practices at all levels within the company. As the company believes that proactive environmental management helps us to maintain environmental compliance and prevent environmental incidents, we aim to implement an environmental management system that complies with ISO 14001:2015 Environmental Management standard. We have now commenced the preparatory works, and a gap analysis was conducted by a specialized environmental evaluation company in 2022.

At the ATO Project, we implemented our Environmental Management Plan (EMP) on the mine site in line with regulatory requirements and it is evaluated by the regional environmental authority at the end of each year. Our EMP implementation performance has been rated above 80% for the first two years and above 90% for the last three years. In 2022, we implemented 168 activities as committed in the EMP on site. Due to our satisfactory implementation, approval for the 2023 EMP with 160 activities has been obtained. The implementation of the commitments in the EMP is introduced to the local communities during the annual citizens’ public meeting as required by the law on the Environmental Impact Assessment (2012).

Steppe Gold has contributed a total of MNT248.6 million to the local budget as payment for water usage, in full compliance with Mongolia’s Water Law and related legal regulations. The Company also had the following costs with respect to certain environmental protection requirements:

*Corporate social responsibility costs:*

	Metric	Actual 2024
Local cooperation agreement	\$'000s	266
Social Programs & Local support	\$'000s	244
Construction and Development	\$'000s	62
Sport complex*	\$'000s	11
Sport and Cultural support	\$'000s	23
Other local supports	\$'000s	57
<b>Total cost</b>	<b>\$'000s</b>	<b>662</b>

Boroo Gold has implemented environmental protection and reclamation measures that meet or exceed both Mongolian and international standards.

The environmental department works in close cooperation with local, regional and national regulatory authorities to ensure that the department is in full compliance with regulations and to ensure that the department provides the greatest value possible for the Company, the government and the people of Mongolia.

The Company communicates the details of department activities to regulatory agencies on a frequent basis. Activities are disclosed fully so that the agencies are aware of the status of ongoing programs as well as the activities that are contemplated as future activities. As an example, the department prepares annual environmental monitoring program and environmental protection plans. These plans detail what works have been done, what activities are ongoing and what activities are forecast as future work. These plans are reviewed and discussed with regulatory agencies. These agencies provide reviews of these reports and modify activities as appropriate to ensure that both company and agency issues are fully addressed annual environmental protection and reclamation costs are estimated annually and 50% of such estimated cost is deposited in a special bank account that is controlled in part by one or more regulatory groups. This money provides a financial guarantee that reclamation will occur as planned.

The Company has put in place an environmental management system (EMS) that conforms to the requirements of international standard ISO 14001 and is working towards continuous monitoring and improvement of compliance with relevant environmental regulations. This program provides a valuable product, as it is a program that is recognized as an effective tool for enhancing company performance on many levels.

Reclamation of disturbed lands occurs concurrently with mining. Concurrent reclamation jump-starts the overall recovery process of the disturbed land, which provides significant benefits to local stakeholders. In terms of mine operations, concurrent reclamation reduces the overall footprint of the mine operation which in turn reduces impacts to the local stakeholders, lowers the ongoing cost to rehabilitate the property and promotes the environmental health of the area as mine activities progress.

Reclamation activities start long before mining starts. Topsoil and subsoil materials are salvaged from the mine areas. These soils may be picked up and moved directly to a recontoured area or, if a suitable recontoured area is not available, then the salvaged soils would be stockpiled and placed on the recontoured areas at a later date. Collection and careful management of soils ensures that propagules of native species that are held in the soils are preserved and provide a healthy source of volunteer species for the reclaimed areas. Seed was collected from native vegetation in the mine area and surrounding areas for use in the reclamation program. This seed is hand broadcast into the topsoil layer. Local citizens provide the workforce for much of the reclamation activities.

Long before mining commenced at the Boroo Gold Mine, the Company recognized the obligation to rehabilitate the mine areas and a suitable amount of financing has been set aside on a systematic basis that was adequate to fully reclaim the mine according to the responsibilities that the Company had committed to. Because of these many programs and measures, the Company can provide solid assurance that, following closure, the mine will be at least as productive as before mining commenced, and all environmental benefits will provide the same value to all stakeholders as were delivered in the past.

## **Community**

Since its establishment, Steppe has been generating social and economic value in the region of eastern Mongolia where our ATO Project is located. The company focuses on creating long-term sustainable change in the community through programs that support the livelihood of the residents and local development. To achieve this, we cooperate with the local government and communities. More specifically, we established the “Environmental protection, mining operation, infrastructure development and local job creation” agreement (no.11) (the “Cooperation Agreement”) with Dornod province authorities on April 26, 2019, pursuant to the clause 42.1 of the Mongolian Minerals Law and the Government resolution no.179 dated 2016.

The Local Cooperation Committee, consisting of nine members representing diverse stakeholders, carries out an annual assessment of the fulfillment of this Cooperation Agreement. The performance of the Cooperation Agreement has been consecutively rated high over the last three years with implementation rates well over 85%.

Overall, 1,178 families are residing in the ATO Project area and 1 in 4 families are directly linked to the Company through our effective community relations and engagement programs. We provide support to the local community, including the local government. We achieved our commitment for local development through capacity building and direct or indirect economic contributions, such as local employment, community project funding and local procurement. For instance, we support the local government to implement initiatives for improving the living conditions while supporting the community members directly through job offers to local residents, training to the herders and purchase of available products and materials from local producers and suppliers.

At the Boroo Gold Mine and Ulaanbulag Gold Mine, the aggregate population over the three adjacent provinces is approximately 39,000. All aspects of community relations are encompassed under a single Stakeholder Engagement Plan, which drives a schedule of routine meetings with local communities, authorities and civil society groups. Continued communication with and investment in the communities neighboring our Boroo Gold Mine is aligned with this commitment, as well as with external benchmarks that we use to evaluate sustainability performance.

Since 2018, pursuant to national regulatory requirements, Boroo Gold and the provinces of Mongolia have executed cooperation agreements to ensure that a number of expectations, specifically related to: (i) ensuring that the relationship between Boroo Gold and the local communities aligns with the applicable legal framework; (ii) promoting cooperation between the mining operations and the local populations by supporting socio-economic development; and (iii) ensuring that all parties operate in accordance with principles of the rule of law, equality, justice, mutual respect, transparency and voluntary commitment to duties.

Boroo Gold concluded cooperation agreements with Mandal county of Selenge province in 2018, with Bayangol county of Selenge province in 2019 and with Bornuur county of Tuv province in 2021. The cooperation agreements are effective for three to five years and projects and programs worth MNT210 million are being implemented each year to contribute to local sustainable development.

## **Human Rights**

At Steppe Gold, we value human rights and human right protection statements are reflected in the Human Resource Policy and internal rules of the Company to ensure that human rights protection is mainstreamed in the workplace and operations. We do not tolerate any forms or types of human rights violations, discrimination or harassment. This principle is comprehensively depicted in our policy of Code of Business Conduct and Ethics and our Human Resource Policy. All employees, including new hires, sign an annual certification form to confirm their acquaintance and compliance with these policies, thus their commitment toward human rights protection. We organize regular training for existing and newly hired employees to enhance their knowledge and understanding of human rights, inclusion and equality.

## **Employees**

Steppe Gold aims to maintain a safe and healthy work environment that is based on mutual respect, fairness and integrity. To achieve this, we:

- Do not tolerate discriminatory conduct in the workplace.
- Provide a fair and non-discriminatory employee grievance system.

- Value diversity and treat all employees and contractors fairly, providing equal opportunity at all levels of the organization without bias.
- Provide fair compensation and gratuity based on performance.
- Enforce a drug and alcohol-free workplace.
- Recognize the right of employees to freedom of association.

The above principles are enforced through relevant policies, regulations and procedures such as our Human Resource Policy, Transparent Relationship Policy, Disciplinary Policy, Internal Rules of the Company, Remuneration Procedure, Annual Leave Procedure, Recruitment Procedure and Long-Term Roster Regulation.

As at December 31, 2024, the Company and its wholly owned subsidiaries employed 210 individuals.

## Cycles

The mining business is subject to mineral price cycles. The marketability of minerals is also affected by worldwide economic cycles. At the present time, the significant demand for minerals in many countries is driving commodity prices, but it is difficult to assess how long such demand may continue. Fluctuations in supply and demand in various regions throughout the world are common. Steppe's revenues may be significantly affected by changes in commodity demand and prices. The Company's ability to fund ongoing exploration and development is impacted by the sale of gold produced by the mine and the proceeds of such sales. As market fluctuations affect the price of gold, proceeds from the sale of the gold produced by the Company can fluctuate accordingly. As well, the ability of the Company to continue development, exploration and to increase production is affected by the availability of financing which, in turn, is affected by the strength of the economy and other general economic factors.

## Foreign Operations

The Company's ATO Project and the Company's Boroo and Ulaanbulag Project are located in Mongolia. Emerging market investment generally poses a greater degree of risk than investment in more mature market economies because the economies in the developing world are more susceptible to destabilization resulting from domestic and international developments.

Due to the risks inherent in mineral production and the desire to organize and structure its affairs in a tax efficient manner, the Company holds its material properties in separate local subsidiary companies in foreign jurisdictions.

The risks of the corporate structure of the Company and its subsidiaries are risks that are typical and inherent for companies who have material assets and property interests held indirectly through foreign subsidiaries and located in foreign jurisdictions. The Company's business and operations in emerging markets are exposed to various levels of political, economic and other risks and uncertainties associated with operating in a foreign jurisdiction such as differences in laws, business cultures and practices, banking systems and internal controls over financial reporting.

The Company has implemented a system of corporate governance, internal controls over financial reporting and disclosure controls and procedures that apply at all levels of the Company and its subsidiaries. These systems are overseen by the Board and implemented by the Company's senior management.

## Mongolia's Mining Regulatory Framework

### *Legislative Overview*

In Mongolia, mineral exploration and mining activities are primarily regulated by the following legislation: the Minerals Law, the Law on Environmental Impact Assessment, the Environmental Protection Law, the Law on Land, the Law on Water, the Law on Subsoil and the Law on State Protected Areas. The Minerals Law is administered by the Ministry of Mining and Heavy Industry of Mongolia and the Mineral Resources and Petroleum Authority of Mongolia, the government's implementing agency (the "MRPAM"). The MRPAM is the primary governmental authority in charge of recommending policies and plans for preservation, conservation and rehabilitation of geological resources and has the authority to terminate mineral licenses. The Ministry of Environment and Tourism of Mongolia is responsible for administering laws related to the environment.

In addition to the legislation noted above, there are other laws and regulations that can impact the mineral industry in Mongolia, including the Law on Permits, the Law on Cultural Heritage Protection, the Law on Prohibition against Exploration and Mining

in Headwater Areas, Protected Zones for Water Reserves and Forest Lands, the Law on Safety and Hygiene and the Law on Corporate Income Tax.

To ensure continuous protection of the environment and Mongolia's resources, the government has implemented several protective laws. For example, the Law on Environmental Impact Assessment requires license holders to have an environmental impact assessment (general and detailed) conducted by an authorized Mongolian legal entity and verified by the Ministry of Environment and Tourism of Mongolia, before any activities can take place on the licensed area. This is also a pre-requisite for obtaining a Mining License. The Cultural Heritage Protection Law also requires applicants to have an archaeological and paleontological survey on the relevant area conducted by experts prior to the issuance of land use rights and an Exploration License. If the paleontological, archaeological or ethnological preliminary prospecting concludes that there is a risk to Mongolia's cultural heritage, mining activities cannot be continued.

The Law of Mongolia on the Prohibition against Exploration and Mining in Headwater Areas, Protected Zones for Water Reserves and Forest Lands forbids exploration and mining of minerals in areas overlapping with (i) headwaters of rivers and lakes, (ii) forested areas, and (iii) protected zones for water reservoirs.

Finally, to ensure local economic prosperity, the Minerals Law of Mongolia obligates mineral license holders to cooperate with the local administrative agency on issues related to environmental protection, mine operation, production infrastructure and increasing employment opportunities by giving a preferential supply of the mining products to domestic refineries or processing plants.

#### *Mineral Rights*

Generally, there are two types of mineral rights that can be granted to private entities under the Minerals Law, an exploration license ("Exploration License") and a mining license ("Mining License"). Only legal entities duly incorporated in Mongolia, operating under the laws of Mongolia and that are taxpayers in Mongolia are eligible to hold an Exploration License or a Mining License. One license may be granted to one legal entity. Exploration Licenses and Mining Licenses are granted in two manners, on application to MRPAM or pursuant to tenders conducted by MRPAM.

#### Exploration License

An Exploration License permits the holder to carry out work on and under the earth's surface for the purpose of identifying the location of minerals and evaluating the economic and commercial value of the minerals. Pursuant to the Minerals Law, Exploration Licenses granted on or after August 26, 2006, which was the date the Minerals Law came into effect, have an initial term of three years, except for Exploration Licenses in respect of radioactive minerals. The holder of an Exploration License may apply for an extension of the license for three successive additional periods of three years each. As such, the maximum period that an Exploration License may be held by one holder (or its transferees) is twelve years from the date of issue. Upon expiration of its term, an Exploration License can be converted into a Mining License.

Under the Minerals Law, the minimum and maximum total square area of the Exploration License is 25 hectares and 150,000 hectares, respectively.

An Exploration License may be cancelled if the applicable annual license fee or minimum annual expenditure on exploration activities are not paid or incurred, respectively, or if the Exploration License holder fails to comply with certain other requirements of the Minerals Law or other relevant Mongolian laws. The tables below highlight the annual fees payable and minimum annual expenditure on exploration activities per hectare for each of the first three years and the relevant extensions.

(a) Annual fees payable per hectare of the Exploration License area:

<b>Year</b>	<b>Annual fee per hectare</b>
Initial term – Year 1	US\$0.1
Initial term – Year 2	US\$0.2
Initial term – Year 3	US\$0.3
First extension (3 years)	US\$1.0
Second extension (3 years)	US\$1.5
Third extension (3 years)	US\$3.0

(b) Minimum annual expenditure on exploration activities per hectare within the Exploration License area:

<b>Year</b>	<b>Annual amount per hectare</b>
Initial term – Year 1	No expenditure required
Initial term – Year 2	US\$0.50
Initial term – Year 3	US\$0.50
First extension (3 years)	US\$1.00 each year
Second extension (3 years)	US\$1.50 each year
Third extension (3 years)	US\$10.00 each year

Under the Minerals Law, the Exploration License holder must pay the annual fee in advance of the start of the relevant year.

Failure by the Exploration License holder to pay the relevant annual fee when due will result in a penalty which is calculated at a rate of 0.3% of the payable annual fee for each day it remains unpaid. If the Exploration License holder fails to pay the annual fee within 30 days, the Exploration License will be revoked.

#### Mining License

A Mining License permits the holder to carry out a range of activities including separating and extracting minerals from land surface and subsoil, ore stockpiling, waste or tailings, increasing the concentration of its usable contents, producing products and marketing and selling those products.

All minerals in the ground are owned by the Mongolian government and only Mongolian legal entities are entitled to hold Mining Licenses.

Only holders of Exploration Licenses have the right to apply for a Mining License. To receive a Mining License, an Exploration License holder must submit an application to MRPAM together with, among other documents, the mineral resources council's notes and a decision of the State administrative body on acceptance of the exploration work results, a document verifying the Exploration License holder's performance of the duties under the environment management plan during the exploration work and the environmental impact assessment. Mining Licenses are granted for a term of 30 years and can be extended for two additional terms of 20 years. During this period, the holder of a Mining License is entitled to extract and sell the minerals located within the land area covered by the Mining License. Upon the expiration of a Mining License, the license and the rights under such license shall revert to the Mongolian government.

Annual fees payable per hectare of the Mining License area are US\$15. Under the Minerals Law, failure by the Mining License holder to pay the relevant annual fee when due will result in a penalty, which is calculated at a rate of 0.3% of the payable annual fee for each day it remains unpaid. If the Mining License holder fails to pay the annual fee within 30 days, the Mining License will be revoked.

#### *Transfer of Licenses*

In accordance with the Minerals Law, the holder of an Exploration License is not permitted to sell the license itself. The holder may, however, sell the material and data obtained from prospecting and exploration work ("License Area Data") in respect of the license. Upon completion of the sale of the License Area Data, and payment of applicable taxes (evidenced by a document showing payment of such tax), the holder may transfer the license.

Similarly, the holder of a Mining License is not permitted to sell the license itself. The holder may, however, sell the mine, together with its machinery, equipment and documents that are located within the relevant license area. Upon completion of the sale of the mine, and payment of applicable taxes (evidenced by a document showing payment of such tax), the holder may transfer the license.

Holders are entitled to pledge their Exploration Licenses or Mining Licenses to banks and non-banking financial institutions for the purpose of financing their investments, developments and operations with the related documents, such as exploration work report feasibility studies, geological research and other related documents, and properties which are permitted to be pledged by law.

### *Strategic Deposits and Government Ownership Rights*

The Mongolian Parliament has the authority to designate certain mineral deposits to be Mineral Deposits of Strategic Importance. Resolution No. 27 has designated sixteen (16) deposits as Mineral Deposits of Strategic Importance and thirty-nine (39) deposits as potential Strategic Deposits. The State has the right to own up to a 50% equity interest in an entity that holds a Mining License for a Mineral Deposit of Strategic Importance in the event that the deposit's exploration was conducted with state funding. Pursuant to the Amendment Law to the Minerals Law of 2006 dated February 18, 2015, the percentage of the State share shall be determined by an agreement on exploitation of the deposit, considering the amount of investment made by the State. If no State funding was used to locate the deposit, the State's ownership level is capped at 34%. In either case, the amount of State shares determined under such agreement can be replaced with a royalty. In addition, owners of Mineral Deposits of Strategic Importance are required to list at least 10% of their share capital on the Mongolian Stock Exchange.

### *Taxation and Royalties*

Exploration and mining companies are subject to a 10% corporate income tax on annual profits up to MNT6 billion (approx. US\$2.2 million) and a 25% corporate income tax on annual profits exceeding MNT6 billion, plus MNT600 million.

In the absence of a double tax treaty, dividends, interest and royalties received by a non-resident legal entity from a Mongolian source are subject to a Mongolian income tax rate of 20%, which is withheld by the payor. The Mongolian legal entity making such payments is obligated to withhold the Mongolian income tax from such payments. Mongolia has entered into double tax treaties with a number of countries. Such treaties provide for lower rates of taxation in certain circumstances. Canada and Mongolia are parties to the Convention between the Government of Mongolia and the Government of Canada for the Avoidance of Double Taxation and the Prevention of Fiscal Evasion with respect to Taxes on Income and on Capital (signed May 27, 2002) (the "Canadian Double Tax Treaty"), which provides for dividend withholding tax rates as low as 5% for intercorporate dividends.

A royalty at the rate of 5% is payable in respect of the sales value of all products extracted pursuant to a Mining License (other than domestically sold coal and construction minerals). A portion of this 5% royalty rate goes to the central treasury, while the remaining portion goes to local authorities.

### *Tailings and Mine Closure*

A waste management plan is required to be a part of the environmental management plan, and Exploration License and Mining License holders are required to submit an implementation report regarding the plan to the applicable Environmental Department by November 1<sup>st</sup> of each year.

Mine closure plans must be prepared and submitted to the Ministry of the Environment and Tourism of Mongolia at least three years prior to the proposed mine closure of the project and MRPAM must be informed of the closure at least one year in advance. Exploration License and Mining License holders shall take all necessary measures to ensure safe use of the mining area for public purposes, shall rehabilitate the environment, shall take preventive measures if the mine area may be dangerous for public use and shall remove all machinery, equipment and other property from the mining area except those permitted by local administrative bodies or the agency for specialized inspection with respect to the mine closure.

## **DETAILS OF THE ALTAN TSAGAAN OVOO PROJECT**

### **Current ATO Technical Report**

The below summary is a direct extract and reproduction of the summary contained in the ATO Technical Report, without material modification or revision and all defined terms used in the summary shall have the meanings ascribed to them in the ATO Technical Report. The below summary is subject to all the assumptions, qualifications and procedures set out in the ATO Technical Report. The ATO Technical Report was prepared in accordance with NI 43-101. For full technical details of the report, reference should be made to the complete text of the ATO Technical Report, which has been filed with the applicable regulatory authorities and is available under the Company's SEDAR+ profile at [www.sedarplus.ca](http://www.sedarplus.ca). The ATO Technical Report is incorporated by reference in this annual information form and the summary set forth below is qualified in its entirety with reference to the full text of the ATO Technical Report. The authors of the ATO Technical Report have reviewed and approved the scientific and technical disclosure contained in this annual information form related to the ATO Technical Report.

## 1 SUMMARY

---

This Altan Tsagaan Ovoo Project (ATO) 11/2022 NI 43-101 Mineral Resources and Reserve Technical Report (the Report) summarises the 2022 Mineral Resource and Reserve estimates of the of gold and related base and precious metals in four in-situ deposits forming Steppe Gold Ltd's (Steppe Gold) ATO Project in eastern Mongolia. The Resources (estimated by GeoRes) and Reserves (determined by Xenith) are an update to the previous March 2021 Mineral Resource estimate by GeoRes (3/2021 NI 43-101 report<sup>1</sup>) and a November 2021 feasibility study by DRA Global Limited (DRA) disclosed in a November 2021 NI 43-101 report (11/2021 NI 43-101)<sup>2</sup>. The reserves are based on an updated LOM Plan as outlined in this report.

The QP for the geological aspects of the Report is Robin Rankin (GeoRes) and the QP for the mining aspects of the Report is Grant Walker (Xenith).

### 1.1 Introduction

---

The ATO Project is 100% owned by Steppe Gold, an international mineral resource company headquartered in Toronto, with exploration, development and production properties located in Mongolia. Steppe Gold is listed on the Toronto Stock Exchange under the symbol STGO.

The ATO Project commenced mining in 2020, initially concentrating on the near surface Oxide rock ores (Phase 1 Development). Following the successful completion of ATO Phase 1 development (including the development of the Leach Pad and on-going crusher upgrades) Steppe Gold completed studies for the ATO Phase 2 Expansion Project (Phase 2). The Phase 2 Expansion Feasibility Study was prepared by DRA and is the subject of the 11/2021 NI 43-101 Technical Report. The proposed expansion will increase gold production and produce saleable concentrates of lead, zinc, and pyrite from the development of underlying fresh rock ores and the construction of a new and larger conventional processing facility.

Since the 11/2021 NI 43 101 Technical Report Steppe Gold commissioned GeoRes to remodel the transition/ fresh interface based on face samples and additional drill hole information. It is noted the underlying geological model has not been updated from the 3/2021 reported Resources. In addition Xenith was commissioned by Steppe Gold to revise the Life of Mine Plan and Reserves based on the new Resources and updated revenue assumptions. This report is an update to the 11/2021 NI 43 101 based on the new Resources and Reserves.

**Sources of information & reliance on others:** Considerable information used to support this Report was derived from the previously reported 2021 NI 43-101s and from reports and documents listed in the references section of this Report. Note that large parts of geological Sections 4 to 14 and 17 to 19 have been repeated from the 3/2121 NI 43-101 in the relevant Sections in this Report for completeness. Both QP's has reviewed the relevant sections of 3/2021 NI 43-101 and believes the information repeated is correct. All Project data used was supplied by Steppe Gold.

**Property inspection:**

The principal Authors of this report have both visited the site. Robin Rankin of GeoRes visited the Property in April/May 2022

---

1 Amended NI 43-101 Technical Report. Rankin, R.A., 30 March 2021. Altan Tsagaan Ovoo Project (ATO) – 2021 Mineral Resources Technical Report (Amended NI 43-101). Report for Steppe Gold Limited by GeoRes. Referenced here as the '3/2021 Resources Report'

2 NI 43-101 Technical Report – Feasibility Study for the Altan Tsagaan Ovoo (ATO) Phase 2 Expansion Project Mongolia. Report for Steppe Gold LLC by DRA Global, November 29 2021, Referenced here as the '2021 NI 43-101' or '2021 Report'.



while Grant Walker of Xenith visited the site from the 3<sup>rd</sup> to the 7<sup>th</sup> of October, 2022.

## 1.2 Property Description and Location

---

Steppe Gold's ATO Property is in Eastern Mongolia. In mining terms the Property is defined by Mining License MV-017111. Surface area of the Mining Licence MV-017111 is 5,492.63 ha or ~55 km<sup>2</sup> (1 ha = 10,000 m<sup>2</sup>). The immediate Project area of the four deposits is ~2 km<sup>2</sup>, with dimensions ~1.4 km east/west \* ~1.2 km north/south. Regionally ATO is ~660 km east of Mongolia's capital Ulaanbaatar, ~120 km west-north-west of provincial capital Choibalsan, and ~38 km west of the closest town Tsagaan Ovoo Soum (which it is reached from by dirt roads). The coordinate datum used is WGS84, Zone 49 (108°E to 114°E in northern hemisphere) in the UTM system.

**Geography:** The license area is located in the low mountain zone at the north-east end of the Khentii Mountain Range and at the south-west part of the Dornod high steppe. The topography of the project area generally consists of small rounded, separate mountain complexes with small hillocks in a steppe. Average elevation is 980 – 1,050 m above sea level. The area is effectively grass-covered. The land surrounding the Property is predominantly used for nomadic herding of goats, cows, horses and sheep by small family units.

Climate of the region is characterized by extreme cold and hot weather. Wide daily, monthly, and yearly fluctuations of temperature are common. Winter is harsh and very cold. Stable snow cover persists from November to March. Freezing of soil starts from mid-September and continues till late May, with the freezing depth reaching 2.5 m. Summer is shorter than other seasons, dry and chilly. The hottest temperature is up to +40°C in summer. 60-80% of the annual precipitation falls as rain during July and August. Number of days with precipitation is 59 days per year. ATO Mine will operate all year around.

**History:** Modern exploration in the region commenced in 1997 when CogeGobi (a wholly owned subsidiary of the French multinational company AREVA) began their exploration efforts in eastern Mongolia looking for gold and uranium. After a six year reconnaissance effort CogeGobi settled on a selected exploration region in 2003 and then obtained eight exploration licenses in eastern and south-eastern Mongolia. CogeGobi then embarked upon a four-year concerted exploration effort. Two of the licenses (3,425.5 km<sup>2</sup> in all) were in the general area of ATO. Grab sampling of vein quartz lead to a stream sediment sampling program and gold anomalies were identified from two of the hills above the current deposits. CogeGobi withdrew due to falling uranium prices.

In 2010 CGM acquired the Exploration License and in 2012 acquired a Mining Licence. CGM quickly appreciated the potential for gold and commenced a significant exploration program leading to drilling ~600 holes. These discovered the three pipe-shaped deposits 1, 2 and 4. Steppe acquired the Property in 2017 and since then have more than doubled the quantity of drilling.

In 2016 CGM published an AIF with Measured and Indicated Mineral Resource of 18.6 Mt @ 1.3 g/t gold. Inferred Resources of 0.4 Mt @ 0.6 g/t gold were also reported. Reporting details were sketchy.

In 2017 Steppe published Measured and Indicated Mineral Resources of 17.6 Mt @ 1.4 g/t gold, along with Inferred Resources of 1.3 Mt @ 1.0 g/t gold. These latter Resources were in the 2017 NI 43-101. In 2017 Steppe also published Proven and Probable Mineral Reserves of 5.2 Mt @ 1.3 g/t gold. The Reserves were reported from three pits designed within the upper oxide parts of the Pipe 1, 2 and 4 deposits.

Mining commenced at ATO in 2020. Following the successful completion of ATO Phase 1 development (including the development of the Leach Pad and on-going crusher upgrades), Steppe Gold LLC (Steppe Gold) completed studies for the ATO Phase 2 Expansion Project (Phase 2). The Phase 2 Expansion Feasibility Study was prepared by DRA and is the subject of the 11/2021 NI 43 101 Technical Report. The proposed expansion will increase gold production and produce saleable concentrates of lead, zinc, and pyrite from the development of underlying fresh rock ores and the construction of a new and larger conventional processing facility.

### 1.3 Geology Setting and Mineralisation

---

**Geology:** ATO sits regionally within the Devonian through Late Jurassic Mongol-Okhotsk tectonic collage that has been emplaced along a transform-continental margin of the North Asian Craton (NAC). A number of Late Jurassic-early Cretaceous broad, gold-bearing mineral belts have been recognized in eastern Mongolia. ATO is located north of the Main Mongolian Lineament (MML), and midway along the NNE trending 600km long Onon base and precious-metal province that crosses eastern Mongolia. Though ATO presently represents the only well-explored gold deposit in this part of Mongolia, a large number of minor gold occurrences have been recognized throughout the region.

The geology of the ATO Project region consists of metamorphosed Devonian sedimentary rock overlain by a volcanic and sedimentary sequence of Permian age and remnant scraps of probable Jurassic volcanoclastic units, intruded by Jurassic plutons ranging from diorite to granite in composition and including rhyolitic phases mainly as dykes.

**Mineralisation:** The ATO deposit is an epithermal gold and polymetallic deposit of transitional sulphides in breccia pipes in a Mesozoic continental rift zone in eastern Mongolia. It could be characterised as an intermediate sulphidation system. Up to 2017 exploration focussed on three gold, silver and base metal mineralised sub-vertical pipes (Pipes 1, 2 and 4) spaced ~300 m apart on a WNW trend. Another pipe (Pipe 3) exists just west of the others but is not mineralised. Subsequently a fourth pipe-like body (Mungu) was found ~600 m to the north east of Pipes 1, 2 and 4). The pipes have been emplaced into stratified rocks. The three pipes are elliptical in shape with the long axis oriented toward the north east. Each have approximate surface dimensions of 300 \* 150 m. The pipes taper to depth vertically. Mungu is a north east plunging system of tall lenticular lodes. Pipes 1 and 2 are near paleo surface, epithermal (hot spring) emplacements and the upper parts of mineralized breccia pipes. Pipe 4 is slightly buried without the surface mineralisation.

**Deposit type:** ATO's mineral deposit type is that of multiple surface epithermal deposits with intermediate sulphidation (feeder) pipes below. This implies a specific shape where the top part (near or at current surface) would represent a wide thinnish roughly circular accumulation of mineralisation in country rock around an original surface ground-water-interacting hydro-thermal or fumarole vent system. Below that would be a tall root-shaped breccia pipe, flared at the top and narrowing downwards, through which the magmatic or meteoric fluids rose above a lower hot igneous body. The pipe would be vertically veined and/or brecciated.

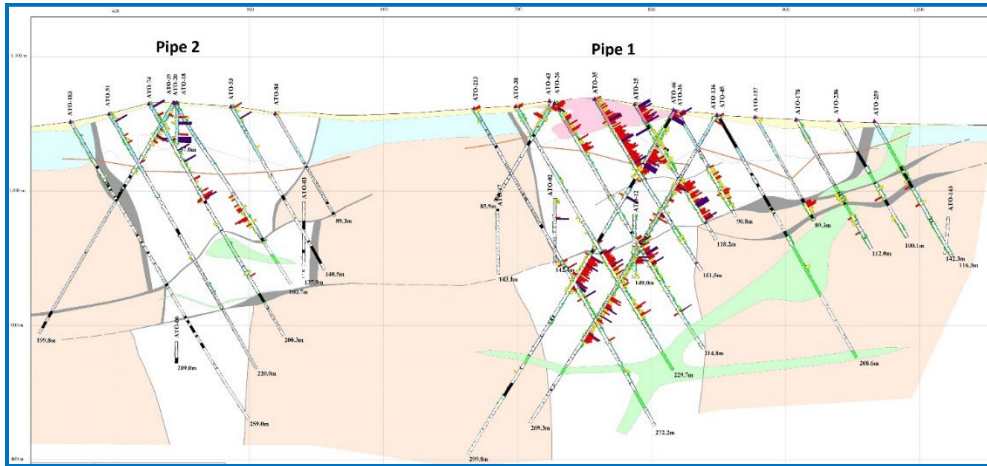
**Exploration:** Several companies have explored the area with regional focus shifting to the specific ATO deposit area because of its prospectivity. Various surface based programs (mapping stream and soil Geochem, geophysics, grab sampling) lead into concerted drilling commencing in 2010 on soil Geochem gold anomalies, the strongest of which were over the pipes now host deposits. Trench was initially undertaken to confirm the anomalies. In all 244 trenches were excavated in ATO district (28,809 m) and surrounding areas including 168 trenches at the ATO prospect (2012 to 2014).

**Drilling:** Up until the previous 2017 Resource estimate, and since acquiring the ATO Project in 2007, CGM had completed, a total of approximately 63,866 m of exploration drilling in 597 holes (to the end of 2014). Of that, 54,425 m was core drilling in 370 holes and 9,441 m was reverse circulation (RC) drilling in 227 RC holes. That drilling has been spread over the ATO mining license as well in the exploration area to the south (Figure 10.1). Drilling efforts were focused on expanding the known mineralization at the pipes and exploration drilling in several potential southern target areas.

Steppe commenced drilling in 2018 and to 2020 had added ~56,036 m in 170 diamond holes. That brought the grand total to 120,320 m in 767 drill holes. Of that diamond holes total 110,879 m in 540 holes. In the Project area trenching (pseudo surface drill holes) account for 10,184 m in 167 trenches. It is not clear if these totals include holes and trenches outside the Project area. Drilling during this period was focussed on Pipes 1,2 and 4 and increasingly on Mungu (Figure 10.2).

Initial RC discovery drill holes were relatively short (~40 m), vertical, and drilled on a 100 \* 100 m square pattern. The bulk of the diamond core (DDH) holes were located on drilling cross-sections oriented at 125° and 30 m apart. This direction was perceived to be approximately across strike of the deposits. These holes were drilled dipping at 60° below vertical and oriented

parallel to the cross-sections on 125° azimuths, with a few also drilled the other way on the sections towards 315°. On section the collars were either 30 or 60 m apart (and typically wider at the edges of the deposits). These hole orientations and spacings are illustrated well below:



A limited number of diamond holes were also vertical, and a limited number were inclined holes and drilled at random azimuths. The “AT” diamond holes drilled at the Pipe 1, 2 and 4 deposits averaged ~190 m in length and the “MG” drilled at Mungu averaged ~240 m in length.

Since early 2021 a further 81 (71 holes @ ATO and 10 holes @ Mungu) diamond core holes have been drilled for 16,406 m (13,337m @ ATO & 3,069 m @ Mungu). This new data has not yet been databased or used to re-estimate any new Resources.

**Sample preparation, analysis and security:** Most samples were of drill core which was cut and split on site before being sent away for analysis (of gold, silver and associated base metals) in the capital Ulaanbaatar. Drill hole samples were taken continuously over their full length and at 1 to 2 m intervals through mineralized zones (mostly 1 m) and at 2 to 3 m intervals through unaltered host rocks. In general core recoveries were very good and averaged 97% for the deposits.

Bulk density was determined in 2010/11 from 226 samples from diamond core holes. Bulk densities by oxidation level were 2.46 t/m<sup>3</sup> in oxide material, 2.59 t/m<sup>3</sup> in transitional material and 2.64 t/m<sup>3</sup> in fresh rock.

**Opinion on drilling and sampling:** The geological GeoRes QP’s overall opinion\* of the drilling, sampling and subsequent assaying (albeit without the benefit of a site visit to observe it) was that it was well performed, comprehensive, consistent (and extensive) and very adequate from a point of view of allowing a straight-forward interpretation of mineralisation at the deposits and of estimation of their Resources. The sample preparation, QA/QC, security and analysis procedures were considered positively.

**Data verification:** CGM originally implemented a series of industry standard routine verifications to ensure the collection of reliable exploration data. Documented exploration procedures exist to guide most exploration tasks to ensure the consistency and reliability of exploration data. In accordance with NI 43-101 guidelines, the Steppe in-country QP visited the ATO deposit on August 23 and October 2, 2017. The site visits were conducted to ascertain the geological setting of the ATO Project gold-lead-zinc mineralization and to witness the extent of exploration work carried out on the property.

For the 2017 estimate routine verifications were completed by the DRA QP to ensure the reliability of the drill hole and topography surface data, and analytical data provided by Steppe. In the opinion of the DRA QP then the electronic drill holes data was reliable, appropriately documented and exhaustive. The analytical results were sufficiently reliable for the purpose of resource estimation.

For the March 2021 Resource estimate the GeoRes QP's overall opinion\* was that ATO's drilling data was completely adequate for Resource estimation.

\*These GeoRes opinions are qualified by the fact that up to the time of the early 2021 Resource estimation the GeoRes QP had not physically been able to sight any of the Project's geology or drilling himself (due to the un-avoidable inability to visit the site because of the Covid Pandemic). Since then the QP visited site in 2022 and observed drilling operations there – which largely confirmed his previous opinions.

## **1.4 Metallurgical Testing**

---

The overall ATO Project consists of two (2) processing facilities: an existing heap leach operation (Phase 1), and a proposed concentrator plant (Phase 2). The oxide portion of the ATO Project (Phase 1) employs a conventional oxide heap leach flowsheet including crushing, heap leaching, and gold recovery facilities. Phase 1 has been operational since July 2020 and focuses on the production of gold and silver ore. A subsequent expansion to Phase 1 included new three-stage crushing (which at the time of this report had begun commission testing).

Phase 2 will consist of milling, flotation, and dewatering unit operations to produce concentrates of lead (Pb), zinc (Zn), and pyrite (Py). A testwork program performed by the laboratory in 2021 provided the basis for the establishment of the Phase 2 flowsheet. The interpretation and analysis of the testwork results was carried out by DRA. This analysis was then used to determine the process design basis and flowsheet of the Project.

Xenith and Geores reviewed the design proposed in the 2021 NS 43-101 report and consider it appropriate for the mineralogy,

### **Historical Testwork (2010-2018)**

Several metallurgical testwork programs have been undertaken on samples selected from the ATO Project. These metallurgical tests for processing of ATO ore samples were conducted at the Central Laboratory of Xstrata Process Support (XPS) in Canada, ALS Metallurgy-Ammtec laboratory in Australia, Boroo Au LLC processing plant in Mongolia and SGS Lakefield (SGS) in Canada.

Metallurgical test samples were selected from the drill core and bulk samples from ATO Deposit's oxidized zone in Pipes 1, 2, and 4. These tests for ore samples included a step-by-step leaching test carried out by the bottle roll test and granular ore test.

Various testing programs were completed, including:

Mineralogy and elemental analysis;

Comminution;

Column Leach;

Gravity recoverable gold (GRG);

Flotation;

Leaching and Cyanidation.

### ***Testwork (2021)***

The 2021 metallurgical testwork program was completed by Base Metallurgical Laboratories (BML) in Kamloops, British Columbia, Canada. The samples for the metallurgical program were selected from the ATO Deposit. BML and DRA performed

a comprehensive analysis of the ore types within the deposit and concluded that the samples tested were representative of the overall deposit. This testwork program focused on creating saleable lead, zinc, and pyrite concentrates.

### ***Head Assays and Mineralogy Characterisation***

Head assays and mineralogical analysis were carried out on subsamples of the master composite and variability samples. Head assays for Au ranged between 0.86 and 1.79 g/t. The head sample assays of the precious and base metals are shown in Table 1.1.

**Table 1.1 Head Sample Assays**

	1. Element (Average)					
	Pb (%)	Zn (%)	Fe (%)	S (%)	Ag (g/t)	Au (g/t)
ATO-62	0.79	2.45	2.70	3.56	12	1.79
ATO-71	0.97	1.87	2.49	3.75	14	1.64
ATO-97	1.54	1.61	2.95	3.01	10	1.60
ATO-137	0.75	1.30	1.77	2.82	7	1.71
ATO-139	0.80	1.83	3.16	3.55	4	1.01
ATO-149	1.05	2.51	3.73	4.06	5	0.86
ATO-Master	1.05	1.99	2.80	3.47	9	1.45

### **Grinding**

As part of XPS's Phase 2 Program, the grindability characterisation study also included the J-K drop-weight as well as the Bond ball mill grindability tests. The three samples were labelled as Master, Pipe 2, and Pipe 4 Composites.

Based on the resistance to impact breakage (A x b), resistance to abrasion breakage (ta) and its BWi value; of the three composite samples, the Master Comp was the hardest, whereas Pipe 2 Comp and Pipe 4 Comp are considered soft to moderately soft. The results are summarised in Table 1.2.

**Table 1.2 Grindability Test Summary**

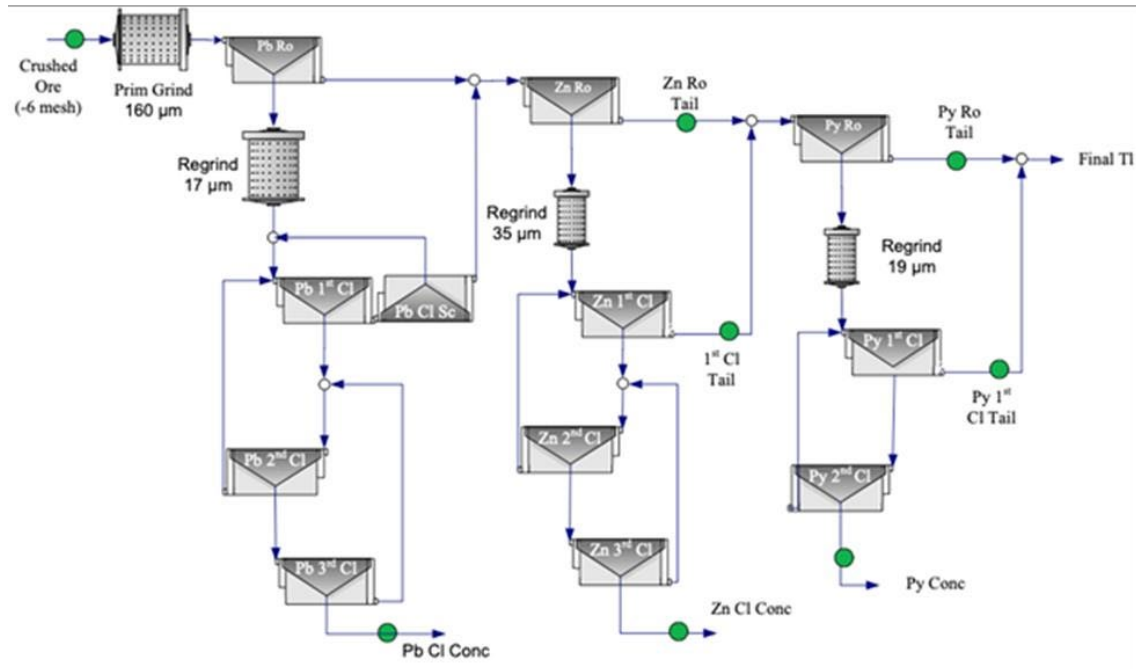
Sample Name	Relative Density	JK Parameter A x b	JK Parameter ta	BWi (kWh/t)
Master Comp	2.75	50.9	0.39	15.5
Pipe 2 Comp	2.75	62.2	0.66	15.6
Pipe 4 Comp	2.67	95.3	0.56	14.6

### **Floatation**

LCT testwork focused on testing the amenability of the ATO ore based on the flowsheet presented in Figure 1.1, where pyrite

flotation was added to obtain separate Pb, Zn, and Py concentrates.

**Figure 2 - Updated ATO Phase 2 Flowsheet - Pb-Zn-Py Concentrate Products**



*Base Metallurgical Laboratories, June 2021*

The testwork confirmed high recoveries of Pb and Zn, and reasonable recoveries for Au and Ag.

### **Recovery Estimates**

#### **Lead (Pb) Recovery**

After analysing the flotation results, a Pb recovery relationship could not be determined and therefore a fixed value of 82.5% was used. This was the average of all the lead recovery results from the Locked Cycle Tests (LCTs) conducted. This fixed value was estimated from the average between the master composite and variability samples. For the variability samples the average was calculated by using the masses of samples based on the master composite mass splits.

The fixed Pb, Au, and Ag recovery values are shown as follows:

- Pb Recovery % = 82.5; fixed value
- Pb Conc Rec % = 41.2; fixed value
- Pb Conc Silver Rec % = 45.6; fixed value

#### **Zinc (Zn) Recovery**

A Zn recovery relationship was also unable to be determined and therefore a fixed value was used. This fixed value was estimated from the average between the master composite and variability samples. For the variability samples, the average was calculated by using the masses of samples based on the master composite mass splits.

The fixed Zn, Au, and Ag recovery values are shown as follows:

- Zn Recovery % = 85.9; fixed value
- Zn Conc Rec % = 14.1; fixed value
- Zn Conc Silver Rec % = 18.2; fixed value

### **Pyrite (Py) Recovery**

Regarding Au and Ag recoveries in the Py concentrate, average values between the variability and master composite samples were used. These are shown as follows:

- Py Conc Gold rec % = 23.9; fixed value
- Py Conc Silver Rec % = 8.8; fixed value

### **Metallurgical Variability**

The metallurgical testwork completed to date is based on samples which adequately represent the variability of the ATO deposit; however, the selection of the samples was made prior the establishment of the latest mine plan.

Mineralogical analysis of the various composite and variability samples has shown that the ATO deposit is reasonably homogenous with respect to mineralogy. The exception is sample ATO-97 which showed high contents of dolomite which appear to impact detrimentally on flotation performance.

### **Deleterious Elements**

Pb, Zn, and Py concentrates will be subject to penalty conditions should significant grades of Zn, Pb, Hg, Sb, Bi, and As be present in high levels in the concentrates. Section 19 explores the impact of these elements which are present in the concentrates. The concentrates produced are shown to be very clean concentrates with no presence of detrimental elements leading to penalties.

## **1.5 Mineral Resources - modelling, analysis, grade estimation and Resources:**

---

**Introductory statements:** These 2022 reported Resources are based on Resource estimation independently undertaken in late 2020 and early 2021 by the GeoRes QP / CP under the CIM, JORC and NI 43-101 Codes, Instruments and definitions. The 2022 Resources have been reported from the 2021 model using new classification of the oxidation levels (Oxide/Transitional/Fresh) and exclude mining in the interim. Resources were reported according to JORC, accepted as a foreign Code by NI 43-101, and using equivalent definitions to The CIM.

**Data:** All data was supplied by Steppe. Data used was raw drill hole data, topography data, oxidation level data, data extracted from the 2017 Report (such as bulk density), and parameters supplied by Steppe (cut-off grades). Updated topography and oxidation level data was supplied by Steppe in 2022.

**Drill hole database:** A Minex software drill hole database was loaded with raw collar, down-hole survey and assay data. It was subsequently updated with interpreted data for assay population domains and oxidation surface intercepts.

**Map database:** A Minex map database was loaded with raw topography 1 m interval contour data. It would subsequently store deposit outline interpretations and models.



**Geological interpretation and modelling of deposits:** 3D inspection of the drill holes indicated that “wire-frame” modelling (joining cross-section outlines together with wires) would best suite the massively (rather than thinly) shaped deposits. With the abundance of relatively close-spaced drilling the deposit boundary outlines were interpreted around their gold (approximately >0.15 g/t), and to a lesser extent silver (approximately >1.0 g/t), whilst being also cognoscent of the lead, zinc and arsenic values, mineralisation on multiple parallel vertical cross-sections oriented at 125°. All bodies had a general north-east elongation (or strike), consequently the cross-sections were effectively across strike.

Deposit Pipes 1, 2 and 4 (now known as ATO1, 2 and 4) were wire-frame modelled (by connecting the cross-sectional outlines together to form solids) as single individual bodies; Mungu was modelled as a series of eight tightly packed, north-easterly striking sub-parallel and approximately en-echalon tall semi-vertical bodies. Samples were domain segregated by Pipe and in Mungu’s case by individual body.

**Geological interpretation and modelling of oxidation levels:** Interpretation of the oxidation levels at the deposits was done in early 2021 in all drill holes from the lithological logs. This was necessary as bulk density would be assigned for Resource reporting by oxidation level. From surface the hole interval was interpreted as oxidised (code OX), partly oxidised or transitional (code TR), and un-oxidised or fresh (code FR). The interfaces to the intervals, representing the base of oxidation and the top of fresh rock, were modelled as DTM gridded surfaces with a 5 \* 5 m grid mesh.

In July 2022 new data was supplied from site defining the base of the transitional material (top of the fresh rock). That base had previously been interpreted too deep. That base surface was re-modelled and used in this 2022 Resource reporting. The new surface was ~15 m higher than before, resulting in the transitional layer being reduced in thickness to ~4.5 m. The lower 15 m of the old transitional material was re-classified as fresh.

**Topography surface model:** Topography was modelled as a gridded DTM surface from the contour strings. 2021 reporting used a 2020 surface pre-mining. This 2022 reporting used a new July 2022 surface incorporating mining in Pits 1 and 4 to that date.

**Grade statistics:** Sample grades were briefly analysed statistically to determine data limits and block grade estimation parameters. The presence of few anomalous gold grades (<1%, unusually low for gold) prompted abandoning the use of grade cutting for the estimations. However the 1% limits derived from the simple statistics (at 10-20 g/t gold) were used to produce good variograms in the following brief geostatistical analysis. Those variograms mostly produced ranges >25 m (which agreed with results from the 2017 study where gold ranges were ~20-60 m). That distance continuity was of the same order of magnitude or longer than the typical 30 \* 30 m drill hole spacing. It also implied that the grade continuity distances were approaching the same dimensions (50-100 m) observed of the well mineralised parts of the interpreted deposits. In terms of continuity directions the Author QP chose to use the clear mineralisation directions evident during the deposit cross-sectional interpretation. At Pipe 1 this was a steep 80°W dip. At Pipes 2 and 4 it was an intermediate 45°W dip. And at Mungu it was a vertical dip with the lodes striking 033°.

**Resource block models:** A block model was built for the Pipe 1,2 and 4 deposits (domains 1, 2 and 4 respectively) and another for the Mungu deposit (domains 5 to 11 and 15). Block models were built un-rotated within the wire-frames – deposits Pipe 1, 2, and 4 with equi-dimensional 5\*5\*5 m blocks; Mungu with tall thin east-west 2\*5\*5 m blocks better representing the tall thin lodes.

**Block grade estimation:** Block grades were estimated individually for gold (Au), silver (Ag), copper (Cu), lead (Pb) and zinc (Zn) using an Inverse Distance squared algorithm (ID2). Drill hole sample intervals were down-hole composited by domain to 2.0 m for Pipes 1,2 and 4 and to 1.0 m for Mungu. No grade clipping or cutting was necessary. A maximum sample scan distance of 75 m was used (although in practice this wasn’t needed due to the tight wire-frame model constraints and the close drill spacing).



For Pipe 1 axes were rotated 10° to give an 80°W dip and weighted to give down dip preference. For Pipes 2 and 4 axes were rotated 45° to give an 45°W dip and also weighted to give down dip preference. For Mungu axes were rotated 33° to give a 033° strike and weighted to give vertical preference.

A “gold equivalent” (AuEq) block value was computed from the individual elements by factoring them by their international metal prices averaged over the month to mid-January 2021.

**Resource classification:** Although the QP considered that proportions of Measured and Indicated Resources reported in 2017 were relatively too high he nevertheless considered that the bulk of estimated material in the 2021 estimate should be classified Measured or Indicated.

JORC classification was done here by block and was based on average sample distances (D) and numbers of sample points (P, minimum 1, maximum 18) in estimating each gold block grade. A Resource class was calculated for each block based on criteria combining these variables. The combinations were determined from a combination of statistics and observation of their distributions (the latter with the objective of ensuring contiguous class zones and avoiding spotting). Measured class criteria for all deposits was  $D \leq 27.5$  m and  $P \geq 12$ ; Inferred criteria was  $D \leq 35.0$  m and  $P \geq 6$ ; and Inferred was  $D > 35.0$  m and  $P > 1$ . All blocks were classified. This created Measured zones typically in the centre of deposits and in areas with highest drill hole densities. Indicated zones were in areas of sparser drilling and Inferred zones were generally restricted to the edges of deposits.

**Mineral Resources:** Combined Measured and Indicated JORC classified in-situ Mineral Resources (directly equivalent to CIM categorisation) were reported in July 2022 for all four deposits, using fixed densities and lower AuEq grade cut-offs. These Resources utilised the new 2022 oxidation level models which increased slightly the proportion of fresh rock over the 2021 Resources. These Resources also utilised a new July 2022 upper topographic surface incorporating mining to that point in Pits 1 and 4. Total Measured and Indicated in-situ Resources were reported at **38.0 Mt** at an average **AuEq grade of 1.68 g/t** (for 2.1 M oz metal). In the following tabulations deposits ATO1, 2 and 4 represent Pipes 1, 2 and 4.

Further and separate Inferred JORC class in-situ Resources were reported at **5.4 Mt** at an average AuEq grade of **1.16 g/t** (for 0.2 M oz metal).

The Resource break-down into separate classes was:

**Table 1.3 ATO Resource at 27/07/2022**

	Cut-off	Tonnes (Mt)	Grades					Metal		
	AuEq (g/t)		Au (g/t)	Ag (g/t)	Pb (%)	Zn (%)	AuEq (g/t)	Au (k oz)	Ag (k oz)	AuEq (k oz)
<b>Measured</b>	0.38	21.6	1.17	16.38	0.40	0.71	1.85	811	11,370	1,287
<b>Indicated</b>	0.38	16.4	0.84	14.52	0.34	0.63	1.45	444	7,672	765
<b>Meas+Ind</b>	0.38	38.0	1.03	15.58	0.37	0.68	1.68	1,255	19,042	2,052
<b>Inferred</b>	0.40	5.4	0.62	15.39	0.25	0.52	1.16	108	2,655	200
<b>Total</b>		<b>43.4</b>	<b>0.98</b>	<b>15.62</b>	<b>0.37</b>	<b>0.68</b>	<b>1.68</b>	<b>1,363</b>	<b>21,787</b>	<b>2,343</b>

The break-down by deposit was:

**Table 1.4 ATO Resource at 27/07/2022 by Deposit**

	Deposit	Tonnes	Grades					Metal		
		(Mt)	Au (g/t)	Ag (g/t)	Pb (%)	Zn (%)	AuEq (g/t)	Au (k oz)	Ag (k oz)	AuEq (k oz)
Measured	ATO1	7.9	1.07	5.86	0.70	1.28	1.97	272	1,493	502
	ATO2	1.7	0.43	3.85	0.50	0.77	1.01	24	212	55
	ATO4	7.0	1.35	12.11	0.30	0.53	1.86	304	2,743	422
	Mungu	4.9	1.33	43.92	0.01	0.03	1.96	209	6,922	308
	TOTAL	21.6	1.17	16.38	0.40	0.71	1.85	811	11,370	1,287
Indicated	ATO1	4.7	0.75	5.03	0.64	1.24	1.60	113	762	243
	ATO2	1.5	0.45	4.06	0.48	0.77	1.02	22	196	49
	ATO4	7.7	0.96	15.10	0.23	0.43	1.44	235	3,721	356
	Mungu	2.5	0.90	36.53	0.01	0.03	1.43	74	2,993	117
	TOTAL	16.4	0.84	14.52	0.34	0.63	1.45	444	7,672	765
Meas + Ind	ATO1	12.6	0.95	5.55	0.68	1.27	1.83	385	2,256	745
	ATO2	3.2	0.44	3.95	0.49	0.77	1.01	45	408	105
	ATO4	14.7	1.14	13.67	0.26	0.48	1.64	540	6,463	777
	Mungu	7.5	1.18	41.39	0.01	0.03	1.77	283	9,915	425
	TOTAL	38.0	1.03	15.58	0.37	0.68	1.68	1,255	19,042	2,052
Inferred	ATO1	1.1	0.51	4.28	0.56	1.27	1.34	17	147	46
	ATO2	0.5	0.28	5.76	0.71	1.36	1.23	4	86	18
	ATO4	2.1	0.59	15.12	0.19	0.35	1.03	41	1,043	71
	Mungu	1.7	0.83	25.40	0.01	0.02	1.20	45	1,379	65
	TOTAL	<b>5.4</b>	<b>0.62</b>	<b>15.39</b>	<b>0.25</b>	<b>0.52</b>	<b>1.16</b>	<b>108</b>	<b>2,655</b>	<b>200</b>

The break-down by oxidation level (giving the AuEq lower grade cut-offs and densities used in all Resource reporting) was:

**Table 1.5 ATO Resource at 27/07/2022 by Oxidation Level**

Oxidation Level	Cut-off	SG	Tonnes	Grades					Metal		
	AuEq (g/t)	(t/m <sup>3</sup> )	(Mt)	Au (g/t)	Ag (g/t)	Pb (%)	Zn (%)	AuEq (g/t)	Au (k oz)	Ag (k oz)	AuEq (k oz)
<b>MEASURED + IND + INF</b>											
Oxide	0.15	2.46	3.9	0.49	7.57	0.31	0.26	0.84	62	951	106

Oxidation Level	Cut-off	SG	Tonnes	Grades					Metal		
Transition	0.40	2.59	1.3	1.30	9.52	0.59	0.78	2.01	55	404	85
Fresh	0.40	2.64	38.2	1.02	16.65	0.37	0.72	1.75	1,246	20,432	2,152
<b>MEAS+IND+I NF</b>			<b>43.4</b>	<b>0.98</b>	<b>15.62</b>	<b>0.37</b>	<b>0.68</b>	<b>1.68</b>	<b>1,363</b>	<b>21,787</b>	<b>2,343</b>

*Reconciliation:* Reconciliation was done of the immediately previous 2/2021 Resources by the QP against the 2017 Resources reported by DRA. It could only be done for the three deposits also reported in the 2017 estimate (Pipes 1, 2 and 4). No data existed to reconcile the Mungu deposit against. Reconciliation (Table 14.14) was approximated to account for differences in estimate reporting parameters between 2017 and 2021, particularly the different cut-off grades used.

This 2021 Resource contained 25% more tonnes (34.0 Mt vs 27.2 Mt) at a 3% lower Au grade (1.01 g/t vs 1.04 g/t) and a 16% higher Ag grade (9.65 g/t vs 8.32 g/t). These combined to give the 2021 Resource 22% more contained Au metal (1.11 M oz vs 0.91 M oz) and 45% more contained Ag metal (10.56 M oz vs 7.27 M oz).

The GeoRes QP considers that the comparable 2017 and 2021 Resources can be well reconciled. Whilst the tonnage differences are notable they are considered to be almost wholly due to the different deposit modelling approaches of the two estimates. And further drilling at the deposit since 2017 was also thought to have increased its volume.

*Potential impacts on Resources:* The GeoRes QP was not aware of any other factors (excluding those specifically mentioned below), including environmental, title, economic, market or political, which could generally or in-particularly influence the Resources reported here for the ATO Project. Factors that could alter the Resources (but in all cases relatively insignificantly in the QP's view) were changes in grade cut-off; bulk density; gold equivalent (through variations in world metals prices); geological model; JORC classification; and mining method with depth (possibly a factor at the deeper Mungu where underground mining would be considered and which would have a considerably higher grade cut-off).

## 1.6 Mineral Reserve Estimate

The mineral reserves estimate with an effective date of August 30, 2022 for the Project is based on the parameters and steps outlined within this report as well as the resource estimate. The mineral reserves for the ATO gold deposit contains combined proven and probable mineral reserves totaling 29.1 million tonnes ("Mt") at 1.13 g/t gold and 12.43 g/t silver, containing 1.1 million ounces of gold and 11.7 million ounces of silver. The reserves have been classified as approximately 59% proven and 41% probable on a tonnage basis. The mineral reserve within the 2022 reserve pit shell was based on a AuEq cut-off grade of 0.43 g/t AuEq for Fresh material and 0.40 g/t AuEq for Oxide material and revenue of \$1,700 per ounce gold, \$20 per ounce of silver, zinc price of \$2,500/t and lead price of \$1,970/t. as the price assumptions. To access the ore, a total of 104 Mt of waste rock will need to be extracted at an average stripping ratio of 3.6.

**Table 1.6 Mineral Reserves (as of August 2022)**

		Ore	Grade					Attributable Metal		
			Au (g/t)	Ag (g/t)	Pb (%)	Zn (%)	AuEq (g/t)	Au (k oz)	Ag (k oz)	AuEq (k oz)
<b>ATO</b>		kt								

		Ore	Grade					Attributable Metal			
<b>Proven</b>											
	Oxide	934	1.14	0.70	5.57	0.46	0.34	21	168	34	
	Transition	361	1.57	0.72	10.32	0.41	0.70	8	120	18	
	Fresh	13,535	2.10	1.37	8.59	0.49	0.88	597	3,749	917	
	<b>Total</b>	<b>14,830</b>	<b>2.03</b>	<b>1.31</b>	<b>8.44</b>	<b>0.48</b>	<b>0.84</b>	<b>627</b>	<b>4,036</b>	<b>970</b>	
<b>Probable</b>											
	Oxide	850	0.92	0.55	5.91	0.35	0.25	15	162	25	
	Transition	372	1.47	0.70	11.35	0.27	0.48	8	136	18	
	Fresh	9,922	1.69	1.09	11.26	0.36	0.68	350	3,603	541	
	<b>Total</b>	<b>11,145</b>	<b>1.62</b>	<b>1.04</b>	<b>10.86</b>	<b>0.36</b>	<b>0.64</b>	<b>373</b>	<b>3,901</b>	<b>584</b>	
<b>Proven &amp; Probable</b>											
	Oxide	1,785	1.04	0.63	5.73	0.41	0.30	36	330	60	
	Transition	733	1.52	0.71	10.84	0.34	0.59	17	256	36	
	Fresh	23,457	1.93	1.25	9.72	0.43	0.79	947	7,352	1,458	
	<b>Total</b>	<b>25,975</b>	<b>1.85</b>	<b>1.19</b>	<b>9.48</b>	<b>0.43</b>	<b>0.75</b>	<b>1,000</b>	<b>7,938</b>	<b>1,554</b>	
<b>Mungu</b>											
<b>Proved</b>											
	Oxide	224	1.13	0.71	25.92	0.38	0.42	5	187	8	
	Transition	-	-	-	-	-	-	-	-	-	
	Fresh	2,193	1.27	0.64	39.67	0.08	0.09	45	2,805	90	
	<b>Total</b>	<b>2,417</b>	<b>1.26</b>	<b>0.65</b>	<b>38.39</b>	<b>0.11</b>	<b>0.12</b>	<b>51</b>	<b>2,993</b>	<b>98</b>	
<b>Probable</b>											
	Oxide	54	0.92	0.61	19.23	1.59	1.75	1	34	2	
	Transition	-	-	-	-	-	-	-	-	-	
	Fresh	684	1.02	0.51	32.33	0.25	0.28	11	713	22	
	<b>Total</b>	<b>738</b>	<b>1.01</b>	<b>0.52</b>	<b>31.37</b>	<b>0.35</b>	<b>0.39</b>	<b>12</b>	<b>747</b>	<b>24</b>	
<b>Proven &amp; Probable</b>											
	Oxide	278	1.09	0.69	24.62	0.62	0.68	6	221	10	
	Transition	-	-	-	-	-	-	-	-	-	
	Fresh	2,877	1.21	0.61	37.93	0.12	0.13	57	3,518	113	
	<b>Total</b>	<b>3,156</b>	<b>1.20</b>	<b>0.62</b>	<b>36.75</b>	<b>0.16</b>	<b>0.18</b>	<b>63</b>	<b>3,739</b>	<b>122</b>	
<b>Combine ATO &amp; Mungu</b>											
<b>Proven</b>											

		Ore	Grade					Attributable Metal		
	Oxide	1,159	1.14	0.70	9.50	0.44	0.36	26	355	43
	Transition	361	1.57	0.72	10.32	0.41	0.70	8	120	18
	Fresh	15,728	1.99	1.27	12.92	0.43	0.77	643	6,554	1,007
	<b>Total</b>	<b>17,247</b>	<b>1.92</b>	<b>1.22</b>	<b>12.64</b>	<b>0.43</b>	<b>0.74</b>	<b>677</b>	<b>7,029</b>	<b>1,068</b>
<b>Probable</b>										
	Oxide	905	0.92	0.56	6.71	0.43	0.34	16	196	27
	Transition	372	1.47	0.70	11.35	0.27	0.48	8	136	18
	Fresh	10,606	1.65	1.06	12.62	0.35	0.65	361	4,316	563
	<b>Total</b>	<b>11,883</b>	<b>1.59</b>	<b>1.01</b>	<b>12.13</b>	<b>0.36</b>	<b>0.62</b>	<b>385</b>	<b>4,648</b>	<b>608</b>
<b>Proven &amp; Probable</b>										
	Oxide	2,063	1.04	0.64	8.28	0.44	0.35	42	551	69
	Transition	733	1.52	0.71	10.84	0.34	0.59	17	256	36
	Fresh	26,334	1.85	1.18	12.80	0.40	0.72	1,004	10,870	1,571
	<b>Total</b>	<b>29,130</b>	<b>1.78</b>	<b>1.13</b>	<b>12.43</b>	<b>0.40</b>	<b>0.69</b>	<b>1,063</b>	<b>11,677</b>	<b>1,676</b>

#### Notes

1. Mineral Reserves estimate was based on Measured and Indicated Resource Estimate by R. Rankin, QP and effective August 27 2022.
2. ATO and Mungu Mineral Reserves are effective as of August 27, 2022.
3. Mineral Reserves are included in Mineral Resources.
4. Mineral Reserves are reported in accordance with JORC and CIM and NI 43-101 guidelines.
5. Ore dilution is estimated at 3% and ore loss is 2%.
6. Contained metal estimates have not been adjusted for metallurgical recoveries.
7. The open pit mineral reserves are estimated using a cut-off grade of 0.40 g/t AuEq for oxide material and 0.43 g/t AuEq for transition and fresh material.
8. Mineral Reserves are contained within an optimised pit shell based on a gold price of \$1,700 per ounce.
9. A conversion factor of 31.103477 grams per troy ounce and a conversion factor of 453.59237 grams per pound are used in the resource and reserves estimates.
10. AuEq has been calculated using the following metal prices: \$1,700/oz gold, \$20/oz silver, \$1,970/t lead, \$2,500/t zinc.
11. Totals may not match due to rounding.
12. The Mineral Reserves are stated as dry tonnes processed at the crusher.

#### Mining Method

The Project mineral reserves were estimated for the ATO and Mungu Pits based on the economic and pit design parameters detailed in Section 15. The total tonnage to be mined from these pits is estimated at 173.1 million tonnes, ore and waste combined. The material will be mined over a period of approximately 14 years.

The mining method selected for the Project is a conventional open pit operation with rigid body mining trucks, hydraulic excavators, and wheel loaders. The Project consists of two separated mining areas, namely ATO and Mungu. Contractors are used to mine both the waste and ore .

A mine plan was prepared to estimate a probable production schedule for the Project and assess the mine equipment fleet requirements, as well as the mine capital and operating costs for the Project's financial model. The mine plan was based on a production rate of 1.2 Mtpa of oxide ore at the existing leach pad and 2.20 Mtpa of transition and fresh ores at the new mill.

Waste material mined from each of the Project pits will be stored in two waste stockpiles. The ATO stockpile is located West of the ATO Pit, and the Mungu stockpile is located West of the Mungu Pit.

The total material movement is presented in Figure 1.2 and the mine production schedule is presented in Table 1.7.

## 1.7 Processing

---

In general, the overall Project comprises two distinct phases:

- Phase 1 – Heap Leach (Oxide Ore) - Completed and In Operation

The oxide portion of the ATO Project process employs a conventional oxide heap leach flowsheet including crushing, heap leaching, and gold recovery facilities.

Phase 1 of the Project has been operational since 2020 and remains operational as of the Effective Date of this Technical Report. The upgraded three-stage crushing system and ore storage facility (purchased by Steppe Gold has essential been constructed and is undertaking commissioning) is part of Phase 1.

- Phase 2 – Concentrator (Fresh and Transition Ores)

The Phase 2 Concentrator will consist of collecting the crushed ore beneath the ore storage building, conveying to the concentrator, milling, flotation, and dewatering unit operations to produce saleable concentrates of lead, zinc, and pyrite. Tailings will be disposed of in the new Tailings Storage Facility (TSF).

An overall flow diagram summarising the Phase 2 concentrator plant and process flows is shown in Figure 1.3

The existing crushing circuit is designed for a capacity of 2.2 Mtpa. The three-stage circuit reduces run-of-mine (ROM) material from an F100 of 800 mm to a P80 of 10 mm. The primary crushing circuit is utilised for an annual operating time of 5,694 h/a (65% utilisation) and operates in open circuit.

ROM material is dump-fed into ROM hoppers, installed in parallel. The primary crusher feed will be drawn from the ROM hoppers by vibrating grizzly feeders to feed primary jaw crushers, installed in parallel. Grizzly feeder undersize (U/S) is bypassed and conveyed to a primary crushing screen allowing for U/S material to be stockpiled.

For Phase 2, the crushed ore product will be reclaimed via one of two new apron feeders installed underneath the fine ore stockpile. Fresh feed is collected at a controlled rate to feed the concentrator feed conveyor. The concentrator is utilised for an annual operating time of 90% utilisation.

The grinding circuit consists of two-stage sequential grinding with a primary ball mill in closed circuit with a classification screen followed by a secondary ball mill in closed circuit with hydrocyclones. Hydrocyclone underflow is fed to the flotation process.

The flotation process is separated into Pb concentrate, Zn concentrate, and Py concentrate circuits to target each of the materials individually and maximize their recoveries. Process water is kept separate for the Pb concentrate and Zn concentrate circuits.

Grinding product is combined with process water and reagents and mixed thoroughly. The slurry is conditioned and fed to the Pb rougher flotation cells. The circuit consists of six (6) tank cells to provide sufficient flotation residence time.

Each product's flotation process has its own dedicated thickener; underflow from the final cleaner stage reports to this concentrate thickener, the underflow is pumped to a stock tank before compressed air filtration. Concentrate filter cake is stockpiled in product sheds, one each for Pb, Zn and Py concentrate, and fed to transport trucks via front end loader. Trucks are weighed via a truck scale prior to shipment.

The tailings thickener receives the following feed streams:

- Py rougher tailings, and
- Py cleaner tailings.

These streams are combined in the thickener feed well where flocculant is added to facilitate solids settling. Final tailings thickener overflow is recycled to the reclaim process water pond. Thickener underflow is pumped to the final tailings tank where the tailings are pumped to the TSF. Water from the TSF is reclaimed back to the reclaim process water pond to minimise fresh water make-up

## **1.8 Project Infrastructure**

---

The ATO mine has been in production since 2020 and has the necessary infrastructure required to support the open pit mining operation. This includes, but is not limited to, ADR plant, laboratory, fuel storage, chemical storage, power supply, water supply, heap leach facilities and ponds, camp, open pit mining fleet, waste facility, and necessary offices, warehouses, and workshops to sustain the current operation.

Five water circuits (Raw, Potable, Fire, Gland, and Process) have been developed to support the requirements of the plant and surrounding infrastructure.

The mine access road connects the Project site to Choibalsan city. The road is constructed with gravel as its base and it is assumed to be constructed to carry normal loads able to sustain delivery of materials and equipment and transport outgoing products.

## **1.9 Market Studies**

---

The ATO Project is an operating site producing a readily saleable commodity in the form of gold bars. The bars are sent via secure transportation to a refinery for further refining.

Steppe Gold sells its gold production directly to the Mongolian government at spot price. Two types of doré are produced:

1. contains approximately 70% Au by weight and the remaining 30% is a mixture of Ag, base metals and Fe.
2. Second doré is Ag produced and sold separately.

All the doré is transported to the Central Bank of Mongolia (Mongolbank). The Bank of Mongolia announces the official Au and Ag rates for the day using the London Metal Exchange (LME) closing rate from the previous day.

For the Phase 2 Expansion Project, Pb and Zn metals are prime indicator of Pb and Zn concentrates. Steppe Gold will produce and sell its concentrates (Pb, Zn, and Py) for the Project

The research group (CRU) expects global lead consumption to grow at a compounding average growth rate (CAGR) of 2.09% between 2020 and 2025, reaching 13.3 Mt in 2025. Europe and China are expected to account for about ~50% of growth in global demand by 2025. Thailand, Vietnam, and Indonesia are set to drive lead demand in Southeast Asia, which is forecast to increase from 331 kt in 2020 to 414 kt in 2025.

Zn prices, traded on the London Metal Exchange (LME), have recovered to above US \$3,000/t in August 2021, up 66% from the multi-year lows reached in March 2020. The price expectations for the remainder of 2021 are expected to average of US \$2,875/t for the year.

According to S&P, Zn price forecasts are set to average of US \$2,885/t in 2022 and \$2,858/t in 2023 with a medium-term average price of US \$2,935/t in 2025.

Due to the stricter enforcement of environmental standards in China, CRU estimates that Py concentrate demand will decline to 9.6 Mt in 2025.

Although Zn and Pb concentrates are the main source of revenue for the Phase 2 Expansion Project, Py concentrate is forecasted to contribute additional revenue.

## **1.10 Environmental Approvals and Status**

---

Steppe Gold has conducted stakeholder and community participatory regular/routine environmental monitoring program at the ATO Project site and surrounding areas, and reporting to relevant authorities and local communities addressing the monitoring and control impacts on air, water, land/soil and biodiversity.

The General Environmental Impact Assessment (GEIA) was completed and approved by Ministry of Environment and Tourism of Mongolia (MMET). The environmental and social impacts are summarised in the report, and include changes to topography from mining operations, impacts on vegetation from mine clearing, impacts on fauna from land clearing, surface water hydrology impacts from interrupted natural drainage and soil and water contamination from mine development.

Steppe Gold has conducted water resource studies from 2017 to 2019 and received water resource statements from the relevant authorities and received land use permits for mining, construction, other infrastructures sites from local authorities.

The mine minerals waste handling plan has been developed to ensure that the management of mining activities and the implementation of environmental and social management plans and mine closure at the ATO Project will be conducted according to best practice methodologies to eliminate the potential for contamination.

The management of the ATO Project's significant environmental and social aspects and impacts is achieved through a suite of Management Plans that have been developed and is maintained such as Air Quality Management Plan and Water Resources Management Plan.

## **1.11 Capital and Operating Costs**

---

### **Operating Cost**

The Operating Cost Estimate (OPEX) is presented in \$ USD. The cost have been developed in conjunction with Steppe Gold. The estimate includes mining, processing, and general and administration (G&A). The estimate has an accuracy of +30% - 15%.

The OPEX is estimated at \$884 M over the life of mine or \$30.45/t of ore processed, with 1.5 years of operation for Phase 1 and 11.5 years of operation in Phase 2. The major project area over the LOM OPEX for the entire project for both Phases is summarised in Table 1.7.



**Table 1.7 Average Operating Costs**

	Av. Annual Cost (USD M)	Cost / t ore processed (USD/t)	Total Cost LOM (M USD)
Mining	17.7	7.87	249
Processing	30.2	13.44	425
General Admin	12.2	5.50	174
Total	<b>60.1</b>	<b>26.81</b>	<b>848</b>

**Capital Cost**

The Capital Cost Estimate (CAPEX) consists of direct and indirect capital costs as well as contingency. Provisions for sustaining capital are also included. Amounts for mine closure, rehabilitation of the site, and other specific items are excluded and further detailed in Section 21. The CAPEX is reported in United States Dollars (\$, \$ USD).

Table 1.8 presents a summary of the initial CAPEX by Major Area. Sustaining CAPEX is distributed over the LOM, separately indicated from the initial CAPEX.

**Table 1.8 Capital Cost Summary**

	Total Capital (SD M)
Mining	1.8
Process Plant	75.2
Tailings/ reclaim water and water treatment	13.5
Power	1.7
Indirect	23.3
Owner's Cost	1.5
Contingency	11.5
	<b>128.5</b>

**1.12 Economic Analysis**

The Project has been evaluated using discounted cash flow (DCF) analysis. Cash inflows were estimated based on annual revenue projections. Cash outflows consist of operating costs, capital expenditures, royalties, and taxes. The analysis considers two years of production in Phase 1, (existing operation) and 13 years of production through Phase 2.

The Net Present Value (NPV) of the Project was calculated by discounting back cash flow projections throughout the LOM to the Project's valuation date using three different discount rates (5%, 8%, and 10%). The base case used a discount rate of 5%. The internal rate of return (IRR) and the payback period were also calculated.

Table 1.9 summarise the economic/financial results of the Project for the base case for Phase 1 and Phase 2 as well as for Phase 2 respectively. All figures are in USD. For this Project, the Phase 1 and Phase 2 base case used a discount rate of 5%. After-Tax NPV is \$330 M USD at a discount rate of 5%.

**Table 1.9 Financial Summary**

Description	Unit	Value	
LOM Tonnage Ore Processed	kt	29,103	
LOM Feed Grade Processed - Au	g/t	1.13	
LOM Feed Grade Processed - Ag	g/t	12.43	
LOM Feed Grade Processed - Pb	%	0.40	
LOM Feed Grade Processed - Zn	%	0.69	
LOM Recovery - Au	%	79.2	
LOM Recovery - Ag	%	72.6	
LOM Recovery - Pb	%	82.5	
LOM Recovery - Zn	%	85.9	
Total Net Revenue (after streaming, Payable)	USD Million	2,003	
Refining/transport costs	USD Million	229	
LOM Operating Costs	USD Million	848	
		<b>Pre tax</b>	<b>Post Tax</b>
NPV @ 5%	USD Million	364	242
NPV @ 8%	USD Million	273	176
NPV @ 10%	USD Million	226	142

## 1.13 Conclusions and Recommendations

### 1.13.1 Mineral Resource Estimate

The Overall interpretation of the estimation and resulting Resources was that it proceeded as expected, confirmed the 2017 & 2021 modelling and results of Pipes 1, 2 and 4, and produced a more accurate second generation result. Re-modelling in 2022 of the base of oxidation surface (top of fresh material) was considered to have significantly improved the accuracy of the Resource classification by oxidation level (oxide/transition/fresh) although it had minimal impact on overall Resources. Furthermore the up-dated topography took existing mining into full account.

Interpretation of mineralisation at the new Mungu deposit showed it to be more complex and lode-like than the other deposits, with greater potential for increasing the Resource with targeted drilling. Its different shape gives encouragement for further regional exploration to find other deposits of its style.

The conclusions were that:

- *The 2021/2 Measured and Indicated Resources:*
  - Pipes 1, 2 and 4:
    - The 2021/2 Resources confirmed the 2017 estimate generally.
    - It increased the Resource tonnage significantly (by 25%), decreased the gold grade slightly (by 3%), increased the silver grade reasonable (by 16%), leading to an overall significant increases in metal contents (gold by 22%, silver by 45%). This comparison uses equivalent reporting cut-offs between the two estimates.
    - The increase in deposit volume was not only because of additional drill holes but also because of more practical and geologically controlled deposit shape interpretation.
  - For Mungu:
    - The cross-sectional interpretations hung together and created a significant deposit.
    - The maiden 2021 Measured and Indicated Resource was significant at 7.6 Mt at 1.16 g/t gold (282 k oz gold metal) and 40.75 g/t silver (9,916 k oz silver metal).
    - Mungu now represents 18% by tonnage of the Resources, 20% of the gold metal and 48% of the silver metal (as the silver grade is 320% higher than for Pipes 1, 2 and 4).
  - All deposits:
    - The total Measured and Indicated Resource for all deposits in 2022 stands at 38.0 Mt at 1.03 g/t gold (1.3 Moz gold metal) and 15.58 g/t silver (19.04 Moz silver metal).
    - The absolute comparison (Table 52) of the 2017 Resource (reported at much higher cut-off grades) with the 2021 Resource showed a 136% increase in tonnage, a decrease of average gold grade of -27%, and an increase of average silver grade of 53%.
    - The absolute comparison of contained metal showed a 73% increase in gold metal (to 1.4 Moz) and a 262% increase in silver metal (to 20.5 Moz).
- *Adequacy of data:* The data supplied and used in the estimation was suitable for the purpose of Mineral Resource estimation and JORC classification.
- *Drilling data:* The drilling, sampling and subsequent assaying was that it was well performed, comprehensive, consistent (and extensive) and very adequate from a point of view of allowing a straight-forward interpretation of mineralisation at the deposits and of estimation of their Resources.
- *Compliance with JORC and Canadian standards:*
  - The Mineral Resource estimation Project, and the reporting of it, comply with the JORC (2012) and NI 43-101 (June 2011) standards.
  - The results of current and previous work have been successful to demonstrate the “reasonable prospects for economic extraction”.
  - The fact that mining has commenced at the ATO Mine further reinforces this compliance with the Code.

**Recommendations:** Opportunities exist for further drilling to enlarge the defined deposits (particularly at Mungu) and for further exploration to find new ones. The latter includes exploring locally for Mungu style deposits which may have previously geologically been overlooked. Recent drilling strongly supports expansion at all deposits.

### 1.13.2 Mineral Reserves

---

ATO is an established conventional open cut Gold/Silver mine that has been in operation for several years.

Mine planning and evaluations undertaken using the latest resource models confirm that the continuation of mining and processing at ATO is both viable and economic.

The Mineral Reserve estimate has a relatively high sensitivity to revenue which is controlled by metal prices and payability. It is noted however that at current long term forecast metal prices, the mineral reserve is relatively insensitive to changes in revenue and costs. Mungu area is more sensitive to price than the ATO pit area.

Given the mine has been operational for a number of years, technical risk in relation to the Mineral Reserves estimate is deemed to be low.

## **DETAILS OF THE BOROO AND ULAANBULAG PROJECT**

### **Current Boroo and Ulaanbulag Technical Report**

The below summary is a direct extract and reproduction of the summary contained in the Boroo and Ulaanbulag Technical Report, without material modification or revision and all defined terms used in the summary shall have the meanings ascribed to them in the Boroo and Ulaanbulag Technical Report. The below summary is subject to all the assumptions, qualifications and procedures set out in the Boroo and Ulaanbulag Technical Report. The Boroo and Ulaanbulag Technical Report was prepared in accordance with NI 43-101. For full technical details of the report, reference should be made to the complete text of the Boroo and Ulaanbulag Technical Report, which has been filed with the applicable regulatory authorities and is available under the Company's SEDAR+ profile at [www.sedarplus.ca](http://www.sedarplus.ca). The Boroo and Ulaanbulag Technical Report is incorporated by reference in this annual information form and the summary set forth below is qualified in its entirety with reference to the full text of the Boroo and Ulaanbulag Technical Report. The authors of the Boroo and Ulaanbulag Technical Report have reviewed and approved the scientific and technical disclosure contained in this annual information form related to the Boroo and Ulaanbulag Technical Report.

## 1.0 EXECUTIVE SUMMARY

1.1 Introduction Boroo Gold LLC (“BGC”, or the “Company”) holds 100% ownership of two active gold surface mining projects, namely Boroo (or Boroo Gold) and Ulaanbulag and both are located in the Selenge province of Mongolia. The Company hired Game Mine LLC, a national mining specialized consultant company, to commission a team of consultants to prepare a National Instrument 43-101 (NI 43-101) Technical Report in accordance with National Instrument 43-101 (NI 43-101) guidelines for the Boroo and Ulaanbulag projects.

On April 11, 2024, Steppe Gold Ltd. entered into a definitive agreement to acquire BGC from Centerra Netherlands BVBA, the direct parent company of BGC. This Technical Report has been prepared to support the disclosure of Steppe Gold Ltd. under applicable Canadian securities laws in connection with the transaction. The subject of this Technical Report is to disclose two project’s Mineral Resource and Mineral Reserve estimates with an effective date of February 1, 2024 in accordance with National Instrument 43-101 Standards of Disclosure for Mineral Projects (NI 43-101) and.

Disclosure of Mineral Resources in this report complies with the reporting requirements of the Canadian Securities Administrators National Instrument 43-101 and have been estimated in accordance with the Canadian Institute of Mining, Metallurgy and Petroleum (CIM) ‘Estimation of Mineral Resource and Mineral Reserve Best Practice Guidelines’. Mineral resources do not constitute mineral reserves and do not demonstrate economic viability. There is no assurance that all or any part of the mineral resource will ultimately be converted into mineral reserves.

### 1.2 Project Location, Description, Climate

The Boroo Gold Project is located in the Selenge Province, North-Central Mongolia approximately 110 km to the Northwest of the capital city of Ulaanbaatar and about 230 km to the South of the international boundary with Russia, at 48°45’ N and 106°10’ E (Centerra, TR2009). In the Boroo mine area, BGC has been granted the exclusive rights to all hard-rock minerals and placer deposits within a number of contiguous mining licences, which cover 6593.93 ha of land centered on and surrounding the Boroo gold deposit. The licences are located in about equal measure in the counties (soums) of Bayangol and Mandal, situated in the province (aimag) of Selenge. Both the aimag and the soums play an important role in some of the permitting and environmental management aspects of the project.

### 1.3 Project History and Ownership

The Boroo Gold LLC (BGC) is the current project operator and is wholly owned by OZD Group (known by Boroo).

On October 11, 2018, BOROO (formerly OZD Asia Pte. Ltd.) purchased Centerra’s Mongolian business unit including the Boroo Gold Mine and processing facilities (site of this current Project), the Ulaanbulag Gold Project and the Gatsurt Gold Project, for net cash proceeds of US\$35M. BOROO has purchased all the outstanding shares and debt of Centerra Netherlands BVBA which was the 100% direct shareholder of the Mongolian subsidiaries, BGC and Centerra Gold Mongolia LLC (CGM).

BGC originally acquired the Boroo Gold Project in 1997. In 1998 AGR Limited (AGR), an unlisted public company incorporated in the British Virgin Islands, acquired an initial 85% interest in BGC with the Altai Trading LLC (Altai), a Mongolian private company, holding the remaining 15%. In 2000, Altai sold two thirds of its interest to AGR resulting in AGR holding a 95% interest in BGC and Altai holding the remaining 5% (Centerra, TR2009).

In 2002, Cameco Gold Inc. (Cameco Gold), the predecessor to Centerra Gold Inc. (Centerra), acquired a 56% interest in AGR followed later in 2004 with Cameco Gold acquiring the remaining 44% interest in AGR. At the time of Centerra’s initial public offering and listing on the TSX exchange in 2004, Centerra held a 95% interest in BGC with Altai holding the remaining 5%. In 2007, Centerra acquired Altai’s 5% interest in BGC, resulting in Centerra owning 100% of BGC (Centerra, TR2009).

### 1.4 Geology and Mineralization

The Boroo gold deposit is a low silica Au+As sulphide system associated with a zone of quartz-sericitepyrite (QSP) alteration in the sub horizontal Boroo fault. Boroo is an intrusion-related gold deposit and hosted by a Cambrian-Ordovician sequence of highly deformed shales, siltstones and fine sandstones of the Haraa turbidite sediments, and the Paleozoic granitoids of the Boroo Complex. The bulk mineable gold mineralisation at Boroo is hosted in a strongly quartz-sericite altered and sulphidised nearly flat lying zone controlled by the Boroo fault.

Ulaanbulag deposit depends on the morphology of the mineralized region with shallow dip angle and variable thickness. Mineralization is defined by quartz-cali field cali-sericit-pirite alteration and low silica Au+As sulphide system associated. Ulaanbulag is oregon related gold deposit with its tectonic-macmic environment, its carbon dioxide components, and its geochemical properties.

### 1.5 Mineral Resource Statement

The Mineral Resources presented herein are reported in accordance with the Canadian Securities Administrators National Instrument 43-101 and have been estimated in conformity with generally accepted Canadian Institute of Mining and Petroleum (CIM) “Estimation of Mineral Resource and Mineral Reserves Best Practices Guidelines”. Mineral resources are not mineral reserves and have not demonstrated economic viability. There is no guarantee that all or any part of the mineral resource will be converted into mineral reserves.

#### 1.5.1 Boroo

Game Mine was commissioned by Boroo Gold LLC to generate an updated Mineral Resource Estimate for the Boroo Deposit. The update incorporates 37 additional drillholes (totaling 3,629.8 m) and structural interpretation study completed by Boroo Gold on the Property since the previously announced Mineral Resource Estimate with effective date March 01st, 2023 (GSTATS, March 2023). The Boroo Mineral Resource Estimate is based on data from 1858 RC and diamond drill holes, totaling 167,748.5 metres of drilling.

Table 1-1. Boroo Mineral Resources as of January 01, 2024

Resource Category	Oxidation State	Tonnage (Kt)	Average grade (g/t)	Metal (oz)
Measured	Oxide	1,100	0.551	19,000
	Transition	3,000	0.586	57,000
	Fresh	22,500	0.59	427,000
	Total	26,600	0.588	503,000
Indicated	Oxide	500	0.518	9,000
	Transition	2,400	0.544	42,000
	Fresh	14,400	0.543	251,000
	Total	17,300	0.542	302,000
Meas + Ind	Oxide	1,600	0.54	28,000
	Transition	5,400	0.567	99,000
	Fresh	37,000	0.571	678,000
	Total	44,000	0.57	805,000
Inferred	Oxide	20	0.609	400
	Transition	160	0.455	2,400
	Fresh	1,120	0.842	30,000
	Total	1,300	0.789	33,000

Notes:

1. Boroo Mineral Resources are as of January 1, 2024, based on the CIM Definition Standards (2014).
2. Mineral Resource were estimates has been compiled under the supervision of QP Tuvshinbayar Batbayar.
3. Mineral Resources that are not Mineral Reserves have no demonstrated economic viability.

4. Reporting cut-off grade for Boroo Mineral Resources is 0.1 g/t Au (include both heap leach and milling ore).
5. The Boroo mineral resources has been depleted for mining up to the mining (without backfilling) as of January 1, 2024.
6. The Mineral Resources are stated as in situ dry tonnes. All figures are in metric tonnes.
7. Figures have been rounded to the appropriate level of precision for the reporting of Mineral Resources.
8. Due to rounding, some columns or rows may not compute exactly as shown

### 1.5.2 Ulaanbulag

Game Mine was commissioned by Boroo Gold LLC to generate an updated Mineral Resource Estimate for the Ulaanbulag Deposit. The update incorporates 72 additional drillholes (totalling 5,920.9 m) and structural interpretation study completed by Boroo Gold on the Property since the previously updated Mineral Resource Estimate with effective date May 01st, 2018 (Centerra, May 2018). The Ulaanbulag Mineral Resource Estimate is based on data from 257 RC and diamond drill holes, totaling 24,557.25 metres of drilling.

Table 1-2. Ulaanbulag Mineral Resources as of January 01, 2024

Zone	Category	Tonnage (Kt)	Average grade (g/t)	Metal (oz)
Zone 1	Measured	-	-	-
	Indicated	2,000	0.613	40,000
	Meas + Ind	2,000	0.613	40,000
	Inferred	30	0.448	400
Zone 2	Measured	4,500	0.616	89,000
	Indicated	5,000	0.438	70,000
	Meas + Ind	9,400	0.522	159,000
	Inferred	900	0.452	14,000
Zone 3	Measured	-	-	-
	Indicated	1,000	0.458	14,000
	Meas + Ind	1,000	0.458	14,000
	Inferred	1,800	0.471	27,000
Zone 4	Measured	-	-	-
	Indicated	-	-	-
	Meas + Ind	-	-	-
	Inferred	1,500	0.228	11,000
Total	Measured	4,500	0.616	89,000
	Indicated	8,000	0.485	124,000
	Meas + Ind	12,400	0.532	213,000
	Inferred	4,300	0.379	52,000

Notes:

1. Ulaanbulag Mineral Resources are as of January 1, 2024, based on the CIM Definition Standards (2014).

2. Mineral Resource estimates have been compiled under the supervision of QP Tuvshinbayar Batbayar.
3. Mineral Resources that are not Mineral Reserves have no demonstrated economic viability.
4. Reporting cut-off grade for Ulaanbulag Mineral Resources is 0.1 g/t Au (include both heap leach and milling ore).
5. The Ulaanbulag mineral resources have been depleted for mining up to the mining (without backfilling) as of January 1, 2024.
6. The Mineral Resources are stated as in situ dry tonnes. All figures are in metric tonnes.
7. Figures have been rounded to the appropriate level of precision for the reporting of Mineral Resources.
8. Due to rounding, some columns or rows may not compute exactly as shown.

## 1.6 Mineral Reserve Statement

Mineral Reserves for the Boroo deposit are based on the Measured and Indicated Resources and use engineering designs for the pit and associated operating parameters. Reserve calculations are valid at the time of estimation and use cut-off grade assumptions which were made prior to finalization of the economic model. The Mineral Reserve estimates are based on a mine plan and pit design developed using modifying parameters including metal price, metal recovery based on performance of the processing plant, and operating cost estimates.

Mining costs of \$1.77/t, milling costs of \$14.99/t and general and administrative costs of \$2.22/t, Heap leaching costs of 2.39\$/t have been used to estimate the reserves along with the gold price stated above

The cut-off grade used to report the reserves has been chosen by Game Mine at greater than 0.10 g/t gold for heap leach ore and greater than 0.43, 0.46 and 0.52 g/t gold for milling depends on mill recovery domain.

Table 1-3: Mineral Reserve Statement for Boroo Deposit, Mongolia: Game Mine LLC., January 01st, 2024

Reserve Category	Quantity (tonnes)	Average Grade (Au g/t)	Contained Metal (oz)
<b>CIP Ore Stockpile</b>			
Proven	768,000	1.25	31,000
Probable	-	-	-
Proven and Probable	768,000	1.25	31,000
<b>CIP Ore</b>			
Proven	7,318,000	1.2	282,000
Probable	3,558,000	1.15	131,000
Proven and Probable	10,876,000	1.18	413,000
<b>Total CIP Ore</b>			
Proven	8,085,000	1.2	313,000
Probable	3,558,000	1.15	131,000
Proven and Probable	11,644,000	1.19	444,000
<b>Heap Leach Ore Stockpile</b>			
Proven	282,000	0.3	3,000
Probable	-	-	-
Proven and Probable	282,000	0.3	3,000



Heap Leach Ore			
Proven	8,176,000	0.3	79,000
Probable	4,246,000	0.3	41,000
Proven and Probable	12,421,100	0.3	120,000
Total Heap Leach Ore			
Proven	8,457,000	0.3	82,000
Probable	4,246,000	0.3	41,000
Proven and Probable	12,703,000	0.3	123,000
Total Reserve			
Proven	16,542,000	0.74	395,000
Probable	7,804,000	0.69	172,000
Proven and Probable	24,346,000	0.72	567,000

Notes:

1. The effective date of the Mineral Reserve estimate is February 01st, 2024. Mineral Reserves were estimates has been compiled under the supervision of QP Tuvshinbayar Batbayar
2. The Mineral Reserve estimates were prepared with reference to the 2014 Canadian Institute of Mining, Metallurgy and Petroleum (CIM) Definition Standards (2014 CIM Definition Standards) and the 2019 CIM Best Practice Guidelines.
3. Reserves estimated assuming open pit mining methods
4. Reserves are reported on a dry in-situ basis
5. The cut-off grade used to report the reserves has been chosen by Game Mine at greater than 0.1 g/t gold for heap leach ore and greater than 0.43, 0.46 and 0.52 g/t gold for milling depends on mill recovery domain.
6. Reserves are based on a gold price of \$1,750/oz, mining cost of \$1.77/tonne, milling costs of \$14.99/t and general and administrative costs of \$2.22/t. Heap leaching costs of 2.39\$/t. Heap leaching recovery 40%.
7. In the block model, no additional provisions were introduced to account for external dilution or losses during mining, while these factors always occur to some degree during mining, it would appear from the reliability of the block model relative to the production results obtained to date that the required levels of adjustment for these factors has been adequately accounted for in the initial interpolation and later unsmoothing introduced during block model creation.
8. All figures are rounded to reflect the relative accuracy of the estimate. Numbers may not add exactly due to rounding

Table 1-4: Mineral Reserve Statement for Ulaanbulag Deposit, Mongolia: Game Mine LLC., January 01st, 2024

Reserve Category	Quantity (tonnes)	Average Grade (Au g/t)	Contained Metal (oz)
CIP Ore Stockpile			
Proven	118,000	0.96	4,000
Probable	-	-	-
Proven and Probable	118,000	0.96	4,000
CIP Ore			
Proven	1,196,000	1.4	54,000

Probable	858,000	1.19	33,000
Proven and Probable	2,054,000	1.31	87,000
Total CIP Ore			
Proven	1,314,000	1.36	57,000
Probable	858,000	1.2	33,000
Proven and Probable	2,172,000	1.3	90,000
Heap Leach Ore Stockpile			
Proven	727,000	0.4	9,000
Probable	-	-	-
Proven and Probable	727,000	0.4	9,000
Heap Leach Ore			
Proven	1,496,000	0.29	14,000
Probable	1,778,000	0.29	16,000
Proven and Probable	3,274,000	0.29	30,000
Total Heap Leach Ore			
Proven	2,223,000	0.33	23,000
Probable	1,778,000	0.28	16,000
Proven and Probable	4,001,000	0.31	40,000
Total Reserve			
Proven	3,537,000	0.71	81,000
Probable	2,636,000	0.58	49,000
Proven and Probable	6,173,000	0.66	130,000

*Notes:*

- 1. The effective date of the Mineral Reserve estimate is February 01st, 2024. Mineral Reserves were estimates has been compiled under the supervision of QP Tuvshinbayar Batbayar.*
- 2. The Mineral Reserve estimates were prepared with reference to the 2014 Canadian Institute of Mining, Metallurgy and Petroleum (CIM) Definition Standards (2014 CIM Definition Standards) and the 2019 CIM Best Practice Guidelines.*
- 3. Reserves estimated assuming open pit mining methods*
- 4. Reserves are reported on a dry in-situ basis*
- 5. The cut-off grade used to report the reserves has been chosen by Game Mine at greater than 0.20 g/t gold for heap leach ore and greater than 0.46, 0.50 and 0.53 g/t gold for milling depends on oxidation.*
- 6. Reserves are based on a gold price of \$1,750/oz, mining cost of \$1.77/tonne, milling costs of \$14.99/t and general and administrative costs of \$2.22/t. Ore transportation costs of 1.73\$/t. Heap leaching costs of 2.39\$/t. Heap leaching recovery 40%.*
- 7. In the block model, no additional provisions were introduced to account for external dilution or losses during mining. While these factors always occur to some degree during mining, it would appear from the reliability of the block model relative to the production results obtained to date that the required levels of adjustment for these factors has been*

adequately accounted for in the initial interpolation and later unsmoothing introduced during block model creation.

8. All figures are rounded to reflect the relative accuracy of the estimate. Numbers may not add exactly due to rounding.

### 1.7 Mining method

The Boroo site is comprised of the open pit mine, mill and processing facility and tailings storage facility. A production schedule based on an annualized 5,000 t/d mill feed rate has been developed for a conventional open pit mine plan for Boroo and Ulaanbulag.

The Boroo and Ulaanbulag mining operations are based on conventional open-pit methods to mine a nominal 50,000 tonnes per day material. Operations are planned to stop during the first half of 2030. Mining is done with bench heights of five metres, with ore mined on half benches for improved grade control in the flat-lying ore.

The principal rock handling equipment is supplied by Caterpillar and includes two 5.4 m<sup>3</sup> hydraulic excavators, one 6.4 m<sup>3</sup> hydraulic excavator and one 12 m<sup>3</sup> hydraulic excavator and ten 50-tonne haul trucks, six 100-tonne haul trucks. Additional haul trucks are to be temporarily added to the fleet in for tailings dam construction. The waste rock mined is deposited on waste dumps immediately adjacent to the individual pits. Grade control in mining is by manual sampling of the blasthole cuttings. Two separate samples are taken for each blasthole, one for the initial 2.5 metres, one for the second 2.5 metres, which allows ore and waste selection to occur for those short vertical intervals.

Table 1-5: Boroo and Ulaanbulag Mine Production Schedule

Year	Mined CIP Ore (tonnes)	Gold Grade (g/t)	Contained Gold (kg)	Mined Heap Leach Ore (tonnes)	Gold Grade (g/t)	Contained Gold (kg)	Total Contained Gold (kg)	Waste (tonnes)	Total Material (tonnes)	Strip Ratio, t/t*
2024	3,329,000	1.06	3,500	3,503,000	0.32	1,100	4,600	11,245,000	18,077,000	1.65
2025	1,397,000	1.60	2,200	1,133,000	0.29	300	2,500	16,247,000	18,777,000	6.42
2026	1,867,000	1.50	2,800	1,209,000	0.28	400	3,200	15,702,000	18,778,000	5.11
2027	1,662,000	1.21	2,000	2,796,000	0.29	800	2,800	13,792,000	18,250,000	3.09
2028	830,000	1.15	1000	1,790,000	0.28	500	1,500	15,680,000	18,300,000	5.99
2029	2,220,000	1.15	2,600	2,690,000	0.30	800	3,400	13,340,000	18,250,000	2.72
2030	1,625,000	0.90	1,500	2,575,000	0.30	800	2,300	7,067,000	11,267,000	1.68
Total	12,930,000	1.20	15,600	15,696,000	0.30	4,700	20,236	93,073,000	121,699,000	3.25

\* Notes; heap leach ore included

\*\*All figures are rounded to reflect the relative accuracy of the estimate. Numbers may not add exactly due to rounding.

Table 1-6: Mill and Heap Leach Production Schedule

Year	CIP Ore (tonnes)	Gold Grade (g/t)	Contained Gold (kg)	Recovered Gold (oz)	Heap Leach Ore (tonnes)	Gold Grade (g/t)	Contained Gold (kg)	Recovered Gold (oz)	Total Recovered Gold (oz)
2024	1,734,000	1.61	2,800	64,000	967,000	0.40	400	5,000	69,000
2025	1,734,000	1.34	2,300	53,000	2,822,000	0.34	1000	12,000	65,000
2026	1,734,000	1.74	3,000	61,000	1,133,000	0.29	300	4,000	65,000
2027	1,734,000	1.23	2,100	47,000	2,209,000	0.25	600	7,000	54,000

2028	1,738,000	0.89	1,600	36,000	2,801,000	0.30	900	11,000	47,000
2029	1,734,000	1.13	2,000	43,000	2,307,000	0.27	600	8,000	51,000
2030	1,734,000	1.06	1,800	40,000	2,533,000	0.29	700	9,000	49,000
2031	1,674,000	0.61	1,000	23,000	1,932,000	0.32	600	8,000	31,000
Total	13,816,000	1.20	16,600	367,000	16,704,000	0.30	5,100	64,000	431,000

*\*\*All figures are rounded to reflect the relative accuracy of the estimate. Numbers may not add exactly due to rounding.*

## 1.8 Project Infrastructure

The existing facilities at the Boroo Gold Mine will be used to process ore from this next phase of the Project. The Boroo facilities include:

- Process plant, including facilities for unloading and feeding of ore, as well as grinding and leaching.
- Tailings management and heap leach pads, including impervious multi-layered basal linings of waste dumps
- Recycling treatment circuits to remove arsenic and cyanide from tailings
- Storage facilities for chemicals and reagents
- Dewatering facilities and return water lines
- Elevated tailings dam to accommodate additional tailings
- Warehousing
- Administration offices
- Maintenance Shop

The power demand of the existing Boroo facility is 10 MW. Power is currently supplied to the existing Boroo facility via a 110 kV electric power line that crosses the Sujigtei River Valley.

The existing Boroo Gold plant (currently on Care and Maintenance) employs a Leach/CIP and gravity concentration for gold recovery. The plant comprises crushing, grinding, gravity concentration, thickening, Leach and Adsorption, and cyanide detoxification steps as. Detoxified tailings are deposited into a zero discharge tailings management facility.

An existing potable water treatment plant will treat the fresh water prior to storage in the potable water storage tank. Sewage will be collected and chlorinated before disposal. Effluent from the sewage treatment plant will be discharged into the tailings facility at Boroo.

At the Boroo site, diesel and gasoline storage facilities will be provided at the mine services area. One diesel fuel storage tank and one gasoline storage tank will be installed above-ground. A mine maintenance / operations administration building and a security gatehouse facility will be built at the mine site.

During the operating phase of the Project, Boroo operating personnel will be housed at the existing facilities at the Boroo Mine.

The existing tailings management facility (TMF) of Boroo mine is located approximately 5 km to the east of the mine. The total capacity of the TMF is 21.2 million m<sup>3</sup>

## 1.9 Mineral Processing and Metallurgical Testing

The current Boroo Mill flowsheet includes crushing, grinding, gravity concentration, leaching and carbon-in-pulp (CIP), cyanide detoxification and arsenic precipitation to produce gold doré.

### 1.9.1 Metallurgical testing

The current Boroo ore processing flowsheet is the result of a number of past metallurgical test programs and confirmed by successful operation results. The current Boroo Mill flowsheet includes crushing, grinding, gravity concentration, leaching and carbon-in-pulp (CIP), cyanide detoxification and arsenic precipitation to produce gold doré. During 2002, bottle roll test result was representing recovery of lower transition and fresh ore in Boroo deposit. Gold recoveries were variable, averaging 75% but ranged from 57% to 90%.

During 2006, column leaching testwork has been conducted for oxide, transitional and fresh ore by AMMTECH Australia and KCA USA based labs. AMMTECH testwork gold recoveries of 91.4% were reported for oxide ore, 70.3% for transition ore and 64.9% for fresh ore. KCA testwork gold recoveries of 90% were reported for oxide ore, 65% for transition ore and 53% for fresh ore.

During 2009-2010, bottle roll tests were undertaken on oxide, transition and fresh ore of the Ulaanbulag deposit. Gold recoveries of 87.6% were reported for oxide and 81.5% for transition ores.

In 2023, Regarding to the Amb Lab fresh ore bottle roll testwork, gold recoveries were variable, averaging 51.2% and ranged 22% to 94% in Boroo deposit. It is worth to mention that Amb Lab laboratory is not accredited by any international standard.

Overall, however, metallurgical test data on the fresh ore at Boroo and Ulaanbulag was limited.

During 2021-2023 mining, Boroo deposit and Ulaanbulag operation gold recoveries averaging 77.8% and ranged 78.1% to 77.7%.

In 2023, pit 5 mining section is mostly focused on fresh ore and gold recoveries averaging 74.5%. In additional, previously classified BIOX process ore during Centerra, gold recovery averaging 58-61% during 2013-2014.

Operation results showed that the gold recovery prediction from testwork to be accurate.

### 1.9.2 Processing and Recovery Methods

The selected flowsheet for Boroo and Ulaanbulag ore, based on the test results described in Section 13, is a standard layout that consists of crushing, grinding, gravity concentration, cyanide leaching and gold recovery in a carbon-in-pulp (CIP) circuit. Milling flowsheet includes the following major units:

- Primary crushing
- Grinding and classification including gravity concentration
- Thickening and leach/carbon in pulp (CIP)
- Carbon elution and reactivation
- Gold electrowinning and refining
- Cyanide detoxification; and
- Tailing storage

The Boroo mill was designed with a capacity to process 1.8 million tonnes of ore per year (5000 tpd). Mill commissioning commenced in December 2003 and by March 1, 2004 when commercial production was achieved. In 2021, the mill was restarted, and since then throughput has steadily increased to approximately 1.6-1.7 million tonnes per year or 4500 - 5 000 t/d.

Mill recovery has steadily decreased since the depletion of oxide and transitional ore. When processing sulphide or fresh ore, mill recovery is typically in the range of 60% to 70%. A significant portion of the recovery is still achieved in gravity separation.

### 1.9.3 Heap leaching

Nominally 3.0 million tonnes of heap leach feed will be crushed and stacked on the leach pad. Ore will be hauled from the pit or stockpiles near the pit to a heap leach stockpile. Crushing and stacking will proceed at a nominal rate of 10 000 t/d. 50% of the total heap leach ore is crushed by primary crushers.

Gold is recovered from the PLS using a CIC plant. PLS will flow through five, 2.4 m diameter columns loaded with activated carbon. Solution is introduced into the base of each column and will overflow via launder to the next stage. Carbon is periodically transferred upstream by recessed-impeller pumps progressively adsorbing more gold from solution. When carbon in the first column achieves gold loading of 5 000 g/t it will be transferred to the elution circuit in the existing plant for stripping.

The CIC plant will be located between the existing cyanide detoxification and mill buildings. This area will be enclosed and will become an integral part of the process plant making use of existing facilities for reagent mixing and facilitating supervision of operations. PLS will enter the CIC plant at east end of the building and will cascade toward the west. Barren solution overflowing from the last column will pass over a carbon safety screen prior to being pumped to a heated and insulated BLS Tank. Make-up water and cyanide concentration will be managed in the BLS Tank again, taking advantage of the proximity of

the CIC plant to existing infrastructure.

Variable frequency drives interlocked with ultrasonic level indicators will ensure that pumps delivering PLS to the CIC plant and returning BLS to the heap maintain solution flow within an acceptable range. Overflow conditions will cause the BLS Tank to discharge excess solution to the final tails tank in the detoxification circuit or PLS to the storm water pond. BLS will pass through a diesel fired solution heater which will raise the temperature of the BLS 5o C prior to returning to the heap.

Heap leach ore to be mined from the Boroo and Ulaanbulag pits is expected to be more refractory and has been given a lower overall recovery. Operation results showed that the heap leach gold recovery is 40%, and which is aligned with testwork result.

## 1.10 Capital and Operating Cost Estimation

### 1.10.1 Capital Cost Estimates

Since the Boroo Gold mine is operational, no additional investment will be made to increase the capacity, so no investment calculation has been completed. On the other hand, the calculations made by the company for the maintenance of mining equipment, processing plant, mine accommodation and other mine assets are presented in the sustaining capex section.

### 1.10.2 Sustaining Capital Cost Estimates

Sustaining capital costs include all costs from 2024 of the operation to maintain mining until the end of the planned LOM in 2031. Total sustaining costs of \$68.4M have been estimated for the Boroo Gold mine.

Table 1-7: Sustaining Capital Cost Summary

Main Area		Cost (US\$'000)
1000	Geology	2,603
2000	Mine	25,124
3000	Process Plant	18,719
4000	Project Services	-
5000	Project Infrastructure	-
6000	Permanent Accommodation	-
7000	Site Establishment & Early Works	-
8000	Management, Engineering, EPCM Services	737
9000	Tailings Storage Facility	21,211
Total		68,394

### 1.10.3 Operating Cost Estimates

The LOM average operating cost for the Project is estimated at US\$30.0/t processed at the nominal process rate of 5000 t/d or 1.7 Mt/year. This operating cost is derived using total LOM operating costs divided by LOM processed tonnages and excludes pre-production mining costs.

Table 1-8: Operating Cost Distribution by Operating Area

Operating Cost Summary	Total Cost M\$ (LOM)	Cost \$/t Processed (LOM Average)
Mining Cost	150.9	10.9
Processing Cost	190.8	13.8
Site Admin Cos	40.1	2.9

G&A Cost	23.6	1.7
Total Operating Cost	405.4	29.3

*Note: Rounding may cause some computational discrepancies*

Boroo Gold mine site is connected to the central power supply, and the CIP plant has access to electricity rather than a diesel generator, so diesel fuel consumption is low.

### 1.11 Economic Analysis

Game Mine prepared an economic evaluation of the Boroo Gold project based on a free cash flow financial model created for this technical report. For the 8-year total life-of-mine (from 2024 to 2031) and 13.8M tonne CIP ore and 16.7M tonne Heap Leach ore Mineral Reserve, the following pre-tax and post-tax financial parameters were estimated using the base case parameters:

- Pre-tax NPV at 5% discount rate - US\$191.1M
- Post-tax NPV at a 5% discount rate - US\$151.7M

Table 1-9: Project Economics

Parameter	Unit	Value / average
Gold Price	US\$/oz	1,750
MNT/US Exchange Rate	MNT:USD	3,450:1
Production Start	Date	Operating mine
Mining cost	US\$/t mined	1.24
Off-site transportation cost (Ulaanbulag)	US\$/t	1.70
Processing cost -CIP	US\$/t milled	10.17
Processing cost – Heap leach	US\$/t milled	2.38
Site admin cost	US\$/t milled	2.90
G&A cost (UB office)	US\$ Million/annual	2.90
Recovery rate – CIP	%	68.5
Recovery rate – Heap leach	%	40.0
Mining royalty for gold	%	5
Corporate income tax	%	10/25

A sensitivity analysis was conducted on the base case pre-tax and post-tax NPV (Net Present Value) of the Project, using the following variables: gold price, operating costs, and total capital cost.

Table 1-10 shows the pre-tax sensitivity analysis results; post-tax sensitivity results are shown in Table 1- 11. To decrease sensitivity, the project is less sensitive to changes in the total operating cost compared to sensitivity to changes in the price of gold.

Table 1-10: Sensitivity Analysis (Pre-Tax NPV@5%)

Pre-Tax NPV sensitivity to Opex	
	Gold price (%)

		-20%	-15%	-10%	-5%	0%	5%	10%	15%	20%
Opex (%)	-30%	172.1	201.7	231.3	260.9	290.5	320.1	349.7	379.3	408.9
	-20%	139.0	168.6	198.2	227.8	257.4	287.0	316.6	346.2	375.8
	-10%	105.8	135.4	165.0	194.6	224.2	253.8	283.4	313.0	342.6
	0%	72.7	102.3	131.9	161.5	191.1	220.7	250.3	279.9	309.5
	10%	39.5	69.1	98.7	128.3	157.9	187.5	217.1	246.7	276.3
	20%	6.4	36.0	65.6	95.2	124.8	154.4	184.0	213.6	243.2
	30%	(26.7)	2.9	32.5	62.1	91.7	121.3	150.9	180.5	210.1

#### Pre-Tax NPV sensitivity to Capex

		Gold price (%)								
		-20%	-15%	-10%	-5%	0%	5%	10%	15%	20%
Capex (%)	-30%	93.5	123.1	152.7	182.3	211.9	241.5	271.1	300.7	330.3
	-20%	86.6	116.2	145.8	175.4	205.0	234.6	264.2	293.8	323.4
	-10%	79.6	109.2	138.8	168.4	198.0	227.6	257.2	286.8	316.4
	0%	72.7	102.3	131.9	161.5	191.1	220.7	250.3	279.9	309.5
	10%	65.7	95.3	124.9	154.5	184.1	213.7	243.3	272.9	302.5
	20%	58.8	88.4	118.0	147.6	177.2	206.8	236.4	266.0	295.6
	30%	51.8	81.4	111.0	140.6	170.2	199.8	229.4	259.0	288.6

Table 1-11: Sensitivity Analysis (Post-Tax NPV@5%)

#### Post-Tax NPV sensitivity to Opex

		Gold price (%)								
		-20%	-15%	-10%	-5%	0%	5%	10%	15%	20%
Opex (%)	-30%	137.4	159.6	181.8	204.0	226.2	248.4	270.6	292.8	315.0
	-20%	112.5	134.8	157.0	179.2	201.4	223.6	245.8	268.0	290.2
	-10%	86.1	109.5	132.1	154.3	176.5	198.7	220.9	243.1	265.3
	0%	59.0	83.0	106.4	129.4	151.7	173.9	196.1	218.3	240.5
	10%	29.8	55.5	79.9	103.3	126.5	149.0	171.2	193.4	215.6
	20%	0.3	26.1	51.9	76.6	100.2	123.5	146.3	168.5	190.7
	30%	(29.3)	(3.4)	22.5	48.3	73.3	97.1	120.4	143.4	165.9

#### Post-Tax NPV sensitivity to Capex

		Gold price (%)								
--	--	----------------	--	--	--	--	--	--	--	--



		-20%	-15%	-10%	-5%	0%	5%	10%	15%	20%
Capex (%)	-30%	79.8	103.9	127.3	150.3	172.5	194.7	216.9	239.1	261.3
	-20%	72.9	96.9	120.3	143.3	165.6	187.8	210.0	232.2	254.4
	-10%	65.9	90.0	113.4	136.4	158.6	180.8	203.0	225.2	247.4
	0%	59.0	83.0	106.4	129.4	151.7	173.9	196.1	218.3	240.5
	10%	52.0	76.1	99.5	122.5	144.7	166.9	189.1	211.3	233.5
	20%	45.1	69.1	92.5	115.5	137.8	160.0	182.2	204.4	226.6
	30%	38.1	62.2	85.6	108.6	130.8	153.0	175.2	197.4	219.6

The NPV was also estimated for varying discount rates, with Game Mine applying 5% as the base case.

Table 1-12 shows the post-tax NPV at varying discount rates.

Table 1-12: NPV Estimates at Varying Discount Rates

Discount rate	Pre-tax NPV	Post-tax NPV
0%	US\$ 227.2M	US\$ 181.3M
5%	US\$ 191.1M	US\$ 151.7M
8%	US\$ 173.7M	US\$ 137.5M
10%	US\$ 163.6M	US\$ 129.2M

Table 1-13: Total depreciation (2024-2031)

Asset Class	US\$ Millions	Years remaining for depreciation
Geology	2.6	8
Mine	42.9	8
Process Plant	49.0	8
Management, Engineering, EPCM Services	4.1	8
TFS	21.2	8
Total	119.8	

Game Mine performed a breakeven point analysis where the NPV is zero depending on the price of gold, mining, and processing costs. These evaluations were done independently and did not reflect the impact of the variance of multiple input parameters. Gold price and cost values where NVP is zero:

1. Gold price - US\$ 1199/oz.
2. Mining cost - US\$ 3.06/t ROM
3. Processing cost (CIP) - US\$ 28.2/t milled.

## OTHER MINERAL PROPERTIES

The Company, through Steppe West, holds the following additional property located in Mongolia.

### Udam Khundii Property

The Udam Khundii property is comprised of one Exploration License covering 14,397 hectares that was granted in August

2017. The project area is located 800 kilometers south west of Ulaanbaatar and 300 kilometers south west of Bayankhongor, the capital city of the Province of Bayankhongor. Access is available on paved road from Ulaanbaatar to the Bayanteeg coal mine (around 6 hours of driving time) and then by dirt road to the property (about 7 hours of driving time). The property is located between and adjoining to the Bayan Khundii gold discovery and Altan Nar epithermal gold deposits explored by Erdene Resource Development Corporation.

The Uudam Khundii project is subject to a 3% net smelter returns royalty in favour of Triple Flag Bermuda on all minerals produced from the project after the commencement of commercial production pursuant to the Amendment. See “*Business of the Company – Metals Purchase and Sale Agreement*”.

To date, the Company has completed a 2,480-line/kilometer ground magnetic survey and a 90.8-line/kilometer IP survey. In addition to this the company has collected 412 rock chip samples and 8,432 soil samples. In 2020, a total of 933 meters trenching and 21.3-line kilometers of dipole-dipole IP survey was completed at certain prospects of Uudam Khundii project. A total of 10 trenches and/or 580 meters trenching, documentation and sampling (336 samples) work was completed at the Altan Sum prospect. 9 trenches and/or 353 meters trenching, documentation, sampling (220 samples), and 21.3-line kilometers or 14 lines of dipole-dipole IP work was completed at the Milky Way prospect.

In 2022, 16 diamond drill holes totaling 3,596 meters were drilled, 10 drill holes at the Milky Way prospect and 6 holes at the Golden steppe prospect. Total of 2,323 core samples were taken from the holes and analyzed.

## **RISK FACTORS**

An investment in Common Shares involves a number of risks, including risks inherent in the industry in which the Company operates. Any one or more of such risk factors could have a material adverse effect on our business, results of operations and financial condition, causing you to lose all or part of your investment.

The risks and uncertainties described below are not the only ones faced by the Company. Additional risks and uncertainties that the Company is not aware of or focused on, or currently deems to be immaterial, may also impair the Company’s business operations and cause the price of the Company’s Common Shares to decline.

### **Risks Related to Company and its Business**

#### *Fluctuation of Metal Prices*

Even if commercial quantities of mineral deposits are discovered, there is no guarantee that a profitable market will exist for the sale of the metals produced. Factors beyond the control of the Company may affect the marketability of any substances discovered. The prices of various metals have experienced significant movement over short periods of time, and are affected by numerous factors beyond the control of the Company, including international economic and political trends, expectations of inflation, currency exchange fluctuations, interest rates and global or regional consumption patterns, speculative activities and increased production due to improved mining and production methods. The supply of and demand for metals are affected by various factors, including political events, economic conditions and production costs in major producing regions. There can be no assurance that the price of any minerals contained in a deposit will be such that the Company’s properties can be mined at a profit. The Company is particularly exposed to the risk of movement in the price of silver. Declining market prices for gold, silver, lead and zinc could have a material effect on the Company’s profitability, and the Company’s policy is not to hedge its exposure to gold or silver.

#### *No Assurance of Profitability*

The Company’s operating expenses and capital expenditures exceed its revenues and there is no assurance the ATO Mine, the Boroo Gold Mine or the Ulaanbulag Gold Mine will result in profitable operations or that significant additional losses will not occur in the future. The Company’s operating expenses and capital expenditures may increase in future years with advancing exploration, development and production from the ATO Mine, the Boroo Gold Mine or the Ulaanbulag Gold Mine or any additional properties. The Company expects to incur losses until such time as the ATO Mine, the Boroo Gold Mine and/or the Ulaanbulag Gold Mine generate sufficient revenue to fund continuing operations. There is also no assurance that new capital will become available and, if it is not, the Company may be forced to substantially curtail or cease operations.

### *Resource Exploration and Development is a Speculative Business*

Resource exploration and development is a speculative business and involves a high degree of risk, including, among other things, unprofitable efforts resulting not only from the failure to discover mineral deposits but from finding mineral deposits which, though present, are insufficient in size to return a profit from production. The marketability of natural resources that may be acquired or discovered by the Company will be affected by numerous factors beyond the control of the Company. These factors include market fluctuations, the proximity and capacity of natural resource markets and government regulations, including regulations relating to prices, taxes, royalties, land use, importing and exporting of minerals and environmental protection. The exact effect of these factors cannot be accurately predicted, but the combination of these factors may result in the Company not receiving an adequate return on invested capital. The majority of exploration projects do not result in the discovery of commercially mineable deposits of ore.

### *Uncertainty of Reserve and Resource Estimates*

There are numerous uncertainties inherent in estimating quantities of Mineral Reserves and grades of mineralization, including many factors beyond our control. In making determinations about whether to advance any of our projects to development, we must rely upon estimated calculations as to the Mineral Reserves and grades of mineralization on our properties. Until ore is actually mined and processed, Mineral Reserves and grades of mineralization must be considered as estimates only. These estimates are imprecise and depend upon geological interpretation and statistical inferences drawn from drilling and sampling which may prove to be unreliable. We cannot assure you that Mineral Reserves, Mineral Resources or other mineralization estimates will be accurate or that mineralization can be mined or processed profitably. Any material changes in Mineral Reserves estimates and grades of mineralization will affect the economic viability of placing a property into production and a property's return on capital. The estimates of Mineral Reserves and Mineral Resources have been determined and valued based on various assumptions, including future prices, cut-off grades and operating costs and various geological and lithographical interpretations that may prove to be inaccurate. Such work and studies, if completed, may not have a positive outcome and could adversely affect the current estimates of Mineral Reserves and Mineral Resources. Extended declines in market prices for gold, silver and other precious metals may render portions of our mineralization uneconomic and result in reduced reported Mineral Reserves. Any material reductions in estimates of mineralization, or of our ability to extract this mineralization, including estimates made in the ATO Technical Report and the Boroo and Ulaanbulag Technical Report, could have a material adverse effect on our results of operations or financial condition.

### *Surface Rights and Access*

Although the Company acquires the rights to some or all of the minerals in the ground subject to the mineral tenures that it acquires, or has a right to acquire, in most cases it does not thereby acquire any rights to, or ownership of, the surface to the areas covered by its mineral tenures. In such cases, applicable mining laws usually provide for rights of access to the surface for the purpose of carrying on mining activities, however, the enforcement of such rights can be costly and time consuming. It is necessary to negotiate surface access or to purchase the surface rights if long-term access is required. There can be no guarantee that, despite having the right at law to access the surface and carry on mining activities, the Company will be able to negotiate satisfactory agreements with any such existing landowners/occupiers for such access or purchase of such surface rights, and therefore it may be unable to carry out planned mining activities. In addition, in circumstances where such access is denied, or no agreement can be reached, the Company may need to rely on the assistance of local officials or the courts in such jurisdiction, the outcomes of which cannot be predicted with any certainty. The inability of the Company to secure surface access or purchase required surface rights could materially and adversely affect the timing, cost or overall ability of the Company to develop any mineral deposits it may locate.

### *Epidemic and Pandemic Diseases*

The Company's business could be significantly adversely affected by the effects of a widespread global outbreak of contagious disease. The Company cannot accurately predict the impact such an outbreak of contagious disease would have on third parties' ability to meet their obligations with the Company, including due to uncertainties relating to the ultimate geographic spread of the virus, the severity of the disease, the duration of the outbreak and the length of travel and quarantine restrictions imposed by governments of affected countries. In addition, a significant outbreak of contagious diseases in the human population could result in a widespread health crisis that could adversely affect the economies and financial markets of many countries, resulting

in an economic downturn that could affect demand for the Company's services and likely impact operating results. Further, the magnitude of disruptions could increase as the time to recovery lengthens and the combined effect of supply shortages across the extended supply network could lead to supply chain disruption. Limited transportation capacity, lack of personnel mobility, traffic restrictions, expedited freight costs, potential payment premiums and the implementation of alternative sourcing strategies could result in increased input costs during and after such a global outbreak. Any prolonged disruption to the supply chain could have a material adverse effect on the Company's business, financial condition and/or results of operations.

#### *Operating Hazards and Other Uncertainties*

The Company's business operations are subject to risks and hazards inherent in the mining industry. The exploration for and the development of mineral deposits involves significant risks, including:

- environmental hazards;
- discharge of pollutants or hazardous chemicals;
- industrial accidents;
- labour disputes and shortages;
- supply and shipping problems and delays;
- shortage of equipment and contractor availability;
- unusual or unexpected geological or operating conditions;
- fire;
- changes in the regulatory environment; and
- natural phenomena such as inclement weather conditions, floods and earthquakes.

These or other occurrences could result in damage to, or destruction of, mineral properties, personal injury or death, environmental damage, delays in mining, monetary losses and possible legal liability. The Company could also incur liabilities as a result of pollution and other casualties all of which could be very costly and could have a material adverse effect on the Company's financial position and results of operations.

#### *Title to the ATO Project may be disputed*

Although the Company has received title opinions for the ATO Project there is no guarantee that title to such properties will not be challenged or impugned. The Company's claims may be subject to prior unregistered agreements or transfers and title may be affected by unidentified or unknown defects. The Company has conducted an investigation on the title of properties that it has acquired to confirm that there are no claims or agreements that could affect its title to its mineral tenure or surface rights. There is no guarantee that such title will not be challenged or impaired. If title to the Company's properties is disputed, it may result in the Company paying substantial costs to settle the dispute or clear title and could result in the loss of the property, which events may affect the economic viability of the Company. Title insurance generally is not available for mineral tenure or surface rights and the Company's ability to ensure that it has obtained secure claim to title may be constrained.

#### *Title to the Boroo and Ulaanbulag Project may be disputed*

Although the Company has received title opinions for the Boroo and Ulaanbulag Project there is no guarantee that title to such properties will not be challenged or impugned. The Company's claims may be subject to prior unregistered agreements or transfers and title may be affected by unidentified or unknown defects. The Company has conducted an investigation on the title of properties that it has acquired to confirm that there are no claims or agreements that could affect its title to its mineral tenure or surface rights. There is no guarantee that such title will not be challenged or impaired. If title to the Company's properties is disputed, it may result in the Company paying substantial costs to settle the dispute or clear title and could result in the loss of the property, which events may affect the economic viability of the Company. Title insurance generally is not available for mineral tenure or surface rights and the Company's ability to ensure that it has obtained secure claim to title may be constrained.

### *Liquidity and Financing*

The Company does not have unlimited financial resources and there is no assurance that sufficient additional funding or financing will be available to the Company or its direct and indirect subsidiaries on acceptable terms, or at all, for further exploration or development of its properties or to fulfill its obligations under any applicable agreements. Disruptions in the capital and credit markets as a result of uncertainty, geo-political events, changing or increased regulation of financial institutions, reduced alternatives or failures of significant financial institutions could adversely affect the Company's access to the liquidity needed for the business in the longer term. Failure to obtain such additional funding could result in the delay or indefinite postponement of the exploration and development of the Company's properties.

Pursuant to the Stream Agreement the Company is subject to a number of financial and other covenants. If the Company breaches a covenant contained in the Stream Agreement, it may constitute an event of default thereunder and, as a result and failing receipt of a waiver in respect of such breach, the Company could lose its interest in, or could be forced to sell, some or all of its properties and be subject to monetary damages. If either of these events were to occur, they could have a material adverse effect on the Company.

#### *The Company is subject to restrictive covenants that limit its ability to operate its business*

The Company's subsidiaries are subject to certain affirmative and restrictive covenants contained in the Stream Agreement. The Stream Agreement contains operating and financial covenants that could restrict the Company and its subsidiaries' ability to, among other things: incur additional indebtedness needed to fund its respective operations; pay dividends or make certain other distributions; make investments; create liens; sell or transfer assets; or enter into transactions with affiliates. Compliance with the covenants contained in the Stream Agreement may impair the Company's ability to finance future operations or secure capital. The restrictions on the Company's ability to manage its business in management's sole discretion could adversely affect the Company's business by, among other things, limiting its ability to take advantage of business opportunities that management believes would be beneficial to the shareholders and limiting its ability to adjust to changing market conditions.

#### *Enforcement of Legal Rights*

The Company's material subsidiaries are organized under the laws of foreign jurisdictions and certain of the Company's directors, management personnel and experts are located in foreign jurisdictions. Given that the Company's material assets and certain of its directors, management personnel and experts are located outside of Canada, investors may have difficulty in effecting service of process within Canada and collecting from or enforcing against the Company, or its directors, officers and experts, any judgments obtained by the Canadian courts or Canadian securities regulatory authorities and predicated on the civil liability provisions of Canadian securities legislation or otherwise. Similarly, in the event a dispute arises from the Company's foreign operations, the Company may be subject to the exclusive jurisdiction of foreign courts or may not be successful in subjecting foreign persons to the jurisdiction of courts in Canada. The inability of the Company to meaningfully seek recourse to Canadian courts, or the subjection of the Company to the jurisdiction of foreign courts could adversely affect the Company's business.

#### *The Company may require additional permits*

The operations of the Company require licenses and permits from various governmental authorities. The Company currently has all permits and licenses that it believes are necessary to carry out its current exploration, development and mining operations at its projects. The Company may require additional licenses or permits in the future and there can be no assurance that the Company will be able to obtain all such additional licenses and permits. In addition, there can be no assurance that any existing licenses and permits will be renewable if and when required or that such existing licenses and permits will not be revoked. The inability to obtain or renew the licenses and permits required to continue the operations of the Company could adversely affect the Company's business.

#### *Mining Industry is Intensely Competitive*

The Company's business is the acquisition, exploration, development and exploitation of mineral properties. The mining industry is intensely competitive and the Company competes with other companies that have far greater financial resources,

more significant investments in capital equipment and mining infrastructure for the ongoing development, exploration and acquisition of mineral interests, as well as for the recruitment and retention of qualified employees.

#### *Infrastructure*

Mining, processing, development and exploration activities depend, to one degree or another, on adequate infrastructure. Reliable roads, bridges, power sources and water supplies are important determinants which affect capital and operating costs. Unusual or infrequent weather phenomena, sabotage, government or other interference in the maintenance or provision of such infrastructure could adversely affect the Company's business.

*The Company's insurance coverage may not cover all potential losses, liabilities and damages related to its business.*

The Company's business is subject to a number of risks and hazards (as further described herein). The Company maintains limited insurance to protect against the potential risks associated with its activities, including any future mining operations. The Company maintains insurance in such amounts as it considers to be reasonable, however such insurance may not cover all the potential risks associated with its activities, including any future mining operations. The Company may not be able to obtain or maintain insurance to cover its risks at economically feasible premiums, or at all. Insurance coverage may not continue to be available or may not be adequate to cover any resulting liability. Moreover, insurance against risks such as environmental pollution or other hazards as a result of exploration or production may not be available to the Company on acceptable terms. The Company might also become subject to liability for pollution or other hazards which it does not insure against or in the future may not insure against because of premium costs or other reasons. Losses from these events may cause the Company to incur significant costs which could have a material adverse effect on Company's business, financial condition, results of operations or prospects.

#### *Government Regulation*

Any exploration, development or mining operations carried on by the Company will be subject to government legislation, policies and controls relating to prospecting, development, production, environmental protection, mining taxes, health and safety and employment standards. As indicated above, the Company requires permits and licenses from a variety of governmental authorities. The Company's mining, exploration and development projects could be adversely affected by amendments to such laws and regulations, by future laws and regulations, by more stringent enforcement of current laws and regulations, by changes in policies affecting foreign trade, investment, mining and repatriation of financial assets, by shifts in political attitudes and by exchange controls and currency fluctuations. The Company cannot predict the extent to which future legislation and regulation could cause additional expense, capital expenditures, restrictions and delays in the development of its properties, including those with respect to unpatented mining claims. Further, there can be no assurance that the Company will be able to obtain or maintain all necessary licenses and permits that may be required to carry out exploration, development and mining operations at its projects.

#### *Environmental Matters*

Existing and possible future environmental legislation, regulations and actions could cause significant expense, capital expenditures, restrictions and delays in the activities of the Company, the extent of which cannot be predicted and which may well be beyond the capacity of the Company to fund. The Company's right to exploit the mining properties is subject to various reporting requirements and to obtaining certain government approvals and there is no assurance that such approvals, including environmental approvals, will be obtained without inordinate delay or at all.

Environmental legislation is evolving in a manner which could require, in certain jurisdictions, stricter standards and enforcement, increased fines and penalties for non-compliance, more stringent environmental assessments of proposed projects and a heightened degree of responsibility for companies and their officers, directors and employees. No certainty exists that future changes in environmental regulation, if any, will not adversely affect the Company's operations or development properties. Environmental hazards may exist on the Company's properties which are unknown to management at present and which have been caused by previous owners or operators of the properties.

Failure to comply with applicable environmental laws, regulations and permitting requirements may result in enforcement actions thereunder, including orders issued by regulatory or judicial authorities causing operations to cease or be curtailed, and

may include corrective measures requiring capital expenditures, installation of additional equipment or remedial actions. Parties engaged in the exploration or development of exploration properties may be required to compensate those suffering loss or damage by reason of such parties' activities and may have civil or criminal fines or penalties imposed for violations of applicable laws or regulations. If any such enforcement actions or compensatory orders is levied against the Company, such actions or orders could adversely affect the Company's business, financial condition and results of operations.

#### *Decommissioning and Site Rehabilitation Costs*

The costs of performing decommissioning and reclamation must be funded by the Company's operations. These costs can be significant and are subject to change. The Company cannot predict what level of decommissioning and reclamation may be required in the future by regulators. If the Company is required to comply with significant additional regulations, or if the actual cost of future decommissioning and reclamation is significantly higher than current estimates, this could have an adverse impact on the Company's future cash flows, earnings, results of operations and financial condition.

#### *The Company is subject to legal and political risk in Mongolia*

The Company's primary projects and interests are located in Mongolia, where mineral exploration and mining activities may be affected in varying degrees by political instability, economic conditions, expropriation or nationalization of property and changes in government regulations such as foreign investment laws, tax laws, business laws, environmental laws and mining laws, affecting the Company's business in this country. Government policy may change to discourage foreign investment, nationalization of the mining industry may occur and other government limitations, restrictions or requirements may be implemented. There can be no assurance that the Company's assets will not be subject to nationalization, requisition, expropriation or confiscation, whether legitimate or not, by any authority or body. In addition, there can be no assurance that neighbouring countries' political and economic policies in relation to Mongolia will not have adverse economic effects on the development of the Company's assets, including with respect to the Company's ability to access power, transport and sell products and access construction labour, supplies and materials. The political, social and economic environment in Mongolia presents a number of serious risks, including: uncertain legal enforcement; invalidation, confiscation, expropriation or rescission of governmental orders, permits, licenses, agreements and property rights; the effects of local political, labour and economic developments, instability and unrest; corruption, requests for improper payments or other corrupt practices; and significant or abrupt changes in the applicable regulatory or legal climate.

There is no assurance that provisions under Mongolian law for compensation and reimbursement of losses to investors under such circumstances would be effective to restore the full value of the Company's original investment or to compensate for the loss of the current value of its assets. The Company may be affected in varying degrees by, among other things, government regulations with respect to restrictions on foreign ownership, state ownership of Strategic Deposits, royalties, production, price controls, export controls, income and other taxes, expropriation of property, employment, land use, water use, environmental legislation, mine safety and annual fees to maintain mining licenses in good standing. The regulatory environment is in a state of continuing change and new laws, regulations and requirements may be retroactive in their effect and implementation. There can be no assurance that Mongolian laws protecting foreign investments will not be amended or abolished or that existing laws will be enforced or interpreted to provide adequate protection against any or all of the risks described above.

The legal framework in Mongolia is, in many instances, based on recent political reforms or newly enacted legislation, which may not be consistent with long-standing local conventions and customs. There may be ambiguities, inconsistencies and anomalies in the agreements, licenses and title documents through which the Company holds its assets, or the underlying legislation upon which those assets are based, which are atypical of more developed legal systems and which may affect the interpretation and enforcement of the Company's rights and obligations. Mongolian institutions and bureaucracies responsible for administering laws may lack a proper understanding of the laws or the experience necessary to apply them in a modern business context. Many laws have been enacted, but in many instances, they are neither understood nor enforced and may be applied in an inconsistent, arbitrary and unfair manner, while legal remedies may be uncertain, delayed or unavailable. In addition, the Company's licenses, permits and assets are often affected, to varying degrees, by political instability and governmental regulations and bureaucratic processes, any one or more of which could preclude the Company from carrying out business activities fairly in Mongolia. Legal redress for such actions, if available, is uncertain and can often involve significant delays.

Mongolia is classified by Global Edge as having a risk rating of D: “a high-risk political and economic situation and an often very difficult business environment can have a very significant impact on corporate payment behavior”. Mongolia is rated as having a country risk of 6 on a scale of 7 by the OECD Country risk classification report dated January 27, 2023. On June 29, 2016, Mongolian People’s Party (previously the opposition party) won an overwhelming majority with 65 seats out of 76 seats in the Parliament. On June 26, 2017, a presidential election was held in Mongolia and won by Mr. Battulga Khaltmaa from the Democratic Party. Before the parliamentary elections of 2024, elections were held in June 2020, in which the Mongolian People’s Party won 62 out of 76 seats in Parliament. As a result, Mr. Khurelsukh Ukhnaa was appointed as the Prime Minister. On January 27, 2021, Oyun-Erdene Luvsannamsrai, a former member of the Parliament, was appointed as a Prime Minister to succeed Mr. Khurelsukh Ukhnaa, who submitted his resignation to the Parliament after demonstrations took place in Ulaanbaatar over the government’s handling of the COVID-19 pandemic.

The eighth presidential election was held on June 9, 2021. Among the three candidates, Mr. Khurelsukh Ukhnaa, the candidate from the Mongolian People’s Party and a former Prime Minister, received 72% of the votes.

The last parliamentary elections took place on June 28, 2024, where the first elections after the constitutional amendment making the parliament have 126 seats was conducted. The new parliament consists of 5 political parties, with Mongolian People’s Party leading the charge with 68 seats. A coalition government was formed between the Mongolian People’s Party, the Democratic Party, and the National Labor Party (HUN Party) with Mr. Oyun-Erdene Luvsannamsrai appointed as the Prime Minister once again.

The new coalition government brought many structural changes to the government system. Most government careers are obtained through patronage, loyalty to a political party or politician. These changes can result in gaps in services and the placing unqualified or unskilled people, which can have a negative impact on business operating in Mongolia.

#### *Recent and future amendments to Mongolian laws could adversely affect the Company’s interests*

The Government of Mongolia has put in place a framework and environment for foreign direct investment. However, there are political constituencies within Mongolia that have espoused ideas that would not be regarded by the international mining community as conducive to foreign investment if they were to become law or official government policy. This was evidenced by revisions to the Minerals Law in 2006 as well as by the 2012 passage of legislation to control foreign direct investment in strategic sectors of the Mongolian economy, including mining.

In October 2011, Prime Minister Batbold stated in his 2012 budget speech that the Government of Mongolia is revisiting all treaties for the avoidance of double taxation, including the Canadian Double Tax Treaty.

On November 1, 2013, an Investment Law came into effect in Mongolia. The law is aimed at reviving foreign investment by easing restrictions on investors (including foreign and domestic) in key sectors such as mining and by providing greater certainty on the taxes they must pay and certain guarantees in relation to their investments in Mongolia. The full impact of the Investment Law is still not yet known.

On January 16, 2014, the Mongolian Parliament adopted a new State Minerals Policy. The main focus of the policy is to establish a stable investment environment, improve the quality of mineral exploration, mining and processing, encourage the use of environmentally friendly and modern technology and strengthen the competitiveness of the Mongolian mining sector on the international market. The State Minerals Policy is also intended to serve as the basis for amendments to the existing Minerals Law and other laws relating to the mining sector. This State Minerals Policy was revoked on November 12, 2021 by the Mongolian Parliament.

On July 1, 2014, the Mongolian Parliament passed the 2014 Amendments to the Minerals Law. In addition, the Mongolian Parliament also passed a separate law which repeals the 2010 statute which imposed a moratorium on the granting of new Exploration Licenses and the transfer of existing Licenses. The 2014 Amendments extend the maximum period for an Exploration License from 9 years to 12 years (although it ended the three year pre-mining period sometimes given to license holders upon the expiration of their exploration rights), extend the requirement for holders of Mining Licenses to ensure that 90% of their workforce is comprised of Mongolian nationals to the Mining License holder’s subcontractors as well, make clearer the roles and responsibilities of government ministries and departments with respect to mineral matters, modify the definition of Strategic Deposit to reflect its impact on the national economy and not regional economy and provide for some



instances where a tender may not be required to obtain minerals licenses where state funding has been used if related to compensation for declaring a special needs area, among other changes.

On February 18, 2015, the Mongolian Parliament adopted the 2015 Amendment, which permits a license holder to negotiate with the Government of Mongolia with respect to an exchange of the Government's 34% (up to 50% in cases where exploration has been funded by the State budget) equity interest in a license holder with a Strategic Deposit for an additional royalty payable to the Government. The amount of the royalty payment would vary depending on the particulars of the Strategic Deposit but cannot exceed 5%. The rate of this royalty payment shall be approved by the Government of Mongolia. The full impact of the 2015 Amendment is not yet known.

On November 10, 2016, the Mongolian Parliament adopted the 2016 Amendment, which introduces the term "derivative deposit" and applicable regulations for mining/exploitation of derivative deposits. Mining/exploitation of a derivative deposit by a license holder or any other contracted third party (with the license holder) is subject to license. The 2016 Amendment sets the royalty payment for mining/exploitation of a derivative deposit at 2.5% of the sales value.

On November 11, 2022, the Parliament approved amendments to the Minerals Law and the Law on Budget. According to the amendment to the Minerals Law, local cooperation agreements are to be disclosed publicly by the local administrative body for transparency purposes. The local administrative bodies are prohibited from demanding any donation and assistance not included within the local cooperation agreement from mining license holders. According to the amendments to the Law on Budget, donation and assistance provided by Mining License holders to local administrative bodies under the local cooperation shall be a part of the local development fund, a fund for financing projects to promote local development. In addition, requirement to employ at least 5 percent of the total workforce from citizens of soum and district where the mining activities are carried out is incorporated as an amendment to the Minerals Law.

On March 22, 2019, the Parliament of Mongolia passed the revisions to taxation related laws with effect from January 1, 2020. This reform introduced the revised editions of the General Tax Law, the Corporate Income Tax Law, Value Added Tax Law and the Personal Income Tax Law.

Pursuant to the new General Tax Law, a rule whereby tax debt shall be firstly collected over any other debts of taxpayers has been introduced and tax debt is to be collected immediately from a taxpayer if it is considered that such tax debt is at risk. The tax authority is permitted to collect tax debts by expropriating the properties of the taxpayers and disposing them via auctions for cash and it can freeze bank accounts and instruct banks to transfer funds for the tax debt collection. The law has also imposed severe administrative penalties for the failure of transfer pricing documentation requirements and these administrative penalties are, apart from penalties and fines resulting from transfer pricing adjustments.

Pursuant to the new Corporate Income Tax Law and relevant methodologies approved by the Ministry of Finance, ultimate holders of the Mongolian companies holding mineral licenses and land rights are subject to be imposed 10% taxation on right holding entity for indirect transfer and sale of the exploration and mining licenses by its ultimate holder.

On December 20, 2023, the Government of Mongolia issued Resolution No. 453, stipulating that mineral exports are permissible only if the transportation agreement for these minerals is properly registered with the unified customs and tax management and control system. This regulation came into effect February 1, 2024.

Mongolian tax laws set forth a general structure of taxation but in many circumstances fail to provide clear or detailed guidance as to how the general provisions contained in the law are to be applied to specific transactions. This lack of detailed guidance may lead to inconsistent implementation of the law by the tax authorities.

On July 7, 2023, the Parliament of Mongolia revised the General Law on Social Insurance, the Law on Providing Pensions from the Social Insurance Fund, the Law on Providing Allowances from the Social Insurance Fund, and the Law on Providing Pensions, Allowances and Payments for Industrial Accidents and Occupational Diseases from the Social Insurance Fund (together, the "Social Insurance Code"), replacing the previous versions adopted in 1994. The Social Insurance Code took effect on January 1, 2024. On October 13, 2023, the National Trilateral Committee of Labor and Social Consensus issued Resolution No. 12, which set the minimum wage rate for 2024 at MNT660,000, which was previously set at MNT550,000. As a result, the minimum monthly wage of employees working in the mining sector increased to MNT1,320,000, doubling the

national minimum wage as per the “Collective (Tariff) Agreement of the Geology, Mining and Heavy Industry Sector” for 2023 to 2024.

If the Government of Mongolia revises, amends or cancels the Canadian Double Tax Treaty, if the Investment Law, State Minerals Policy, 2014 Amendments, 2015 Amendment, 2016 Amendment or new mining laws are implemented or interpreted in a manner that is not favourable to foreign investment or the Company’s interests or if new tax laws or amendments to tax laws are adopted that are not favourable to foreign investment or the Company’s interests, it could have an adverse effect on the Company’s operations in Mongolia and future cash flow, earnings, results of operations and financial condition as well as the Company’s share price.

*The Government of Mongolia could determine that any one or more of the Company’s projects in Mongolia is a Mineral Deposit of Strategic Importance*

Under the 2006 Minerals Law, the Parliament of Mongolia has wide discretion to designate mineral deposits to be “Mineral Deposits of Strategic Importance”. The Government of Mongolia is empowered to participate on an equity basis with the License holder in the exploitation and/or mining of each Mineral Deposit of Strategic Importance on terms to be negotiated between the Government of Mongolia and such License holder. Details of any minerals reserves must be filed by the relevant License holder with the Government of Mongolia, and those deposits on the Strategic Deposits List represent most of the largest and highest profile deposits in Mongolia.

Pursuant to the Parliament Resolution No. 27 dated February 6, 2007, the Parliament has published the Strategic Deposits List, which identifies 16 deposits as Mineral Deposits of Strategic Importance (the “Strategic Deposits List”). This resolution also identifies a further 39 deposits in the Tier 2 Deposits List (the “Tier 2 Deposits List”) and instructs the Government of Mongolia to further evaluate such deposits and determine if one or more of these deposits should be recommended by the Government of Mongolia to the Parliament for designation as a Mineral Deposit of Strategic Importance. In addition to deposits currently on the Strategic Deposits List and the additional Tier 2 Deposits List, the Parliament of Mongolia may at any time designate other deposits not yet currently on such Lists to be Mineral Deposits of Strategic Importance, add such deposits to either the Strategic Deposits List or the Tier 2 Deposits List and, in the former case, commence negotiations with the relevant License holder with respect to the terms under which the Government of Mongolia will take an interest in such deposit.

On January 23, 2015, the Parliament added a gold deposit named Gatsuurt as the 16th mineral deposit of Strategic Importance, which is located in Selenge aimag of Mongolia. The 16 Mineral Deposits of Strategic Importance specified by Parliament in the Strategic Deposits List have no defined “edges”. They each consist of concentrations of mineralization in a general area that is identified only by a name and not by a set of specific coordinates. License areas, on the other hand, are precisely defined by specific coordinates. Thus, it is not feasible to definitively determine whether or not any given license area is within or overlaps a Mineral Deposit of Strategic Importance.

On October 3, 2018, the Government of Mongolia issued Resolution No. 300 “On defining the boundaries of some mineral deposits of strategic importance” for defining boundary coordinates of the 7 Mineral Deposits of Strategic Importance including the coal mines of Nariin Sukhait, Tavan Tolgoi, Shivee Ovoo and Baganuur, Tsagaan Suvarga copper and molybdenum deposit, Burenkhaan phosphorite deposit and Erdenet copper and molybdenum deposit.

Under the 2006 Minerals Law, the size of the Government of Mongolia’s participation is determined largely by the level of state funding which has been provided for the exploration and development of any deposit, with the Government of Mongolia entitled to participate up to 50% in the event that there has been state funding of such deposit and up to 34% if there has not. However, the 2006 Minerals Law is very vague as to the details and method by which the Government of Mongolia will take its interest and the final arrangements in respect of the Government of Mongolia’s interest in each Mineral Deposit of Strategic Importance, including the amount of compensation to be paid to the License holder and the actual form of the Government of Mongolia’s interest, is subject to negotiation between the Government of Mongolia and the License holder.

The 2006 Minerals Law also contains provisions requiring any company which holds a Mineral Deposit of Strategic Importance to list no less than 10% of its shares on the Mongolian Stock Exchange. To our knowledge, this provision has not yet been enforced with respect to any of those companies with deposits on the Strategic Deposit List, and it is not clear whether the provision would be enforced in the future.

In recent years there have been a number of proposed amendments to the 2006 Minerals Law suggested by various parties, many of which have centered on amending the 2006 Minerals Law to increase the Government of Mongolia's participating interest in excess of 50%. While the 2006 Minerals Law provides that the interest of the Government of Mongolia should take the form of an equity interest, based on past practice, and depending on the results of individual negotiations, the interest may be in the form of production or profit sharing or some other arrangement negotiated between the License holder and the Government of Mongolia. There can be no assurance that legislation will not be enacted which further strengthens the Government of Mongolia's right to participate in privately held mineral resources in Mongolia. On September 25, 2024, the Director of the Cabinet Secretariat of Government of Mongolia, Uchral Nyam-Osor provided a brief regarding a decision by the Government to initiate negotiations with the companies which hold mining licenses of strategic deposits to discuss the shares to be owned by the government. The government decision referred to has not been released publicly, or related news have been released since then.

The Constitution of Mongolia, through the Amendment in 2019, includes a provision stating the Parliament has the power to define the regulatory basis for enabling citizens to enjoy the majority of the benefits from deposits with strategic importance. During the 2024 spring session of the Parliament of Mongolia, the parliament adopted an amendment to the Mining Law, prohibiting any entity or related parties to own more than 34% of company with a strategic deposit mining license.

None of the deposits covered by the Company's existing mining Licenses or exploration Licenses are currently designated as Mineral Deposits of Strategic Importance. However, there can be no assurance that any one or more of these deposits will not be so designated in the future, in which case the Company's business and results of operations may be materially and adversely affected.

#### *Compliance with Anti-Corruption Laws*

The Company's operations are governed by, and involve interaction with, many levels of government in Mongolia. The Company is subject to various anti-corruption laws and regulations, such as the *Corruption of Foreign Public Officials Act* (Canada), which prohibit a company and its employees or intermediaries from bribing or making improper payments to foreign officials or other persons to obtain or retain business or gain some other business advantage. The ATO Project and the Boroo and Ulaanbulag Project are located in Mongolia and, according to Transparency International, Mongolia is perceived as having fairly high levels of corruption relative to Canada. The Company cannot predict the nature, scope or effect of future regulatory requirements to which the Company's operations might be subject or the manner in which existing laws might be administered or interpreted.

Failure to comply with the applicable anti-corruption laws and regulations could expose the Company and its senior management to civil or criminal penalties or other sanctions, which could materially and adversely affect the Company's business, financial condition and results of operations. Likewise, any investigation of any alleged violations of the applicable anti-corruption legislation by Canadian or foreign authorities could also have an adverse impact on the Company's business, reputation, financial condition and results of operations. Although the Company has adopted policies to mitigate such risks, such measures may not be effective in ensuring that the Company, its employees or third-party agents will comply with such laws.

#### *Dependence upon Others and Key Personnel*

The success of the Company's operations will depend upon numerous factors, many of which are beyond the Company's control, including: the ability to produce minerals; the ability to attract and retain additional key personnel in sales, marketing, technical support and finance; and the ability and the operating resources to develop and maintain the properties held by the Company. These and other factors will require the use of outside suppliers as well as the talents and efforts of personnel and consultants hired or retained by the Company. There can be no assurance of success with any or all of these factors on which the Company's operations will depend.

#### *Currency Fluctuations*

The Company maintains its accounts in Canadian and US dollars and Mongolian Tughrik. The Company's primary operations are in Mongolia and some of its payment commitments and exploration expenditures under the various agreements governing its rights to the ATO Project are denominated in US dollars, making these rights subject to foreign currency fluctuations. Such

fluctuations may materially affect the Company's financial position and results. The Company engages in limited currency hedging and price protection programs to manage such risk, but there is no certainty that such activities will be sufficient to hedge against significant or prolonged currency fluctuations in the future.

#### *Price Fluctuations and Share Price Volatility*

In recent years, the securities markets in the United States and Canada have experienced a high level of price and volume volatility and the market price of securities of many companies, particularly those considered development stage companies, have experienced wide fluctuations in price which have not necessarily been related to the operating performance, underlying asset values or prospects of such companies. There can be no assurance that continual severe fluctuations in price will not occur.

#### *Liquidity Risk*

Liquidity risk is the risk that the Company will not be able to meet its financial obligations as they fall due. The primary source of funds now available to the Company is from operating cash flows from its operating mines, maturity of bond receivables, short term intercompany loans and equity financing. The Company has in place a planning and budgeting process to help determine the funds required to support the Company's normal operating requirements on an ongoing basis, to support its exploration plans and to ensure that it will have sufficient liquidity to meet its liabilities when due. To the extent the Company does not believe it has sufficient liquidity to meet these obligations, management may consider securing additional funds through equity or debt transactions.

#### *Credit Risk*

Credit risk is the risk of unexpected loss if a customer or third party to a financial instrument fails to meet its contractual obligations. The Company's credit risk is primarily attributable to cash and cash equivalents. Management believes the credit risk on cash and cash equivalents is very low since the Company's cash and cash equivalents balance are held at large international financial institutions with strong credit ratings.

The Company is exposed to credit risk from its customer, which is a large multi-national corporation operating in the mining and oil & gas industries. Accounts receivable are subject to normal industry credit risks and are considered low.

#### *Acquisition Strategy*

As part of the Company's business strategy, it has sought and will continue to seek new exploration, development and mining opportunities in the resource industry. As a result, the Company may from time to time acquire additional mineral properties or securities of issuers which hold mineral properties. In pursuit of such opportunities, the Company may fail to select appropriate acquisition candidates or negotiate acceptable arrangements, including arrangements to finance acquisitions or integrate the acquired businesses and their personnel into the Company. The Company cannot assure that it can complete any acquisition or business arrangement that it pursues on favourable terms or that any acquisitions or business arrangements completed will ultimately benefit the Company.

#### *Acquisition and Integration Risks*

The Company may evaluate from time to time opportunities to merge, acquire and joint venture assets and businesses. Global landscape has changed for mergers and acquisitions and there are risks associated to such transactions due to liabilities and evaluations with the aggressive timelines of closing transactions from increased competition. There is also a risk that the review and examination process of a potential investment might be inadequate and cause material negative outcomes. These acquisitions may be significant in size, may change the scale of the Company's business and may expose it to new geographic, political, operating, financial and geological risks. The Company's success in its acquisition activities will depend on its ability to identify suitable acquisition candidates and partners, acquire or joint venture them on acceptable terms and integrate their operations successfully with those of the Company.

Any acquisitions may be accompanied by risks, such as a significant decline in the relevant metal price after the Company commits to complete an acquisition on certain terms; the quality of the mineral deposit acquired proving to be lower than expected; the difficulty of assimilating the operations and personnel of any acquired companies; the inability of acquired entities to meet their obligations; the potential disruption of the Company's ongoing business; the inability of management to realize

anticipated synergies and maximize the financial and strategic position of the Company through the successful incorporation of acquired assets and businesses or joint ventures; the failure to maintain uniform standards, controls, procedures and policies; the impairment of relationships with employees, customers and contractors as a result of any integration of new management personnel; and the potential for unknown or unanticipated liabilities associated with acquired assets and businesses, including tax, environmental or other liabilities. There can be no assurance that the Company would be successful in overcoming these risks, that any business or assets acquired in the future will prove to be profitable, that the Company will be able to integrate the acquired businesses or assets successfully or that it will identify all potential liabilities during the course of due diligence. Any of these factors could have a material adverse effect on the Company's business, prospects, results of operations and financial condition.

*There are risks related to the integration of the existing businesses of the Company and Boroo Gold*

The ability to realize the benefits of the acquisition of Boroo Gold will depend in part on successfully consolidating functions and integrating operations, procedures and personnel in a timely and efficient manner. This integration will require the dedication of substantial management effort, time and resources which may divert management's focus and resources from other strategic growth opportunities or synergies of the Company following completion of the acquisition, and from operational matters during this process which may result in a material adverse effect on the profitability, results of operations and financial condition of the Company.

*The Company may be unable to successfully integrate the businesses of the Company and Boroo Gold and realize the anticipated benefits of the Boroo Gold Transaction*

The acquisition of Boroo Gold by the Company is expected to strengthen their respective position in the mining exploration industry and to, among other things, combine their assets to realize certain benefits. Achieving the benefits of the transaction depends in part on the ability of the Company to effectively fund and develop its mining projects even as market conditions remain challenging for gold exploration and development companies; capitalize on its scale; realize the anticipated capital and operating synergies; profitably sequence the growth prospects of its asset base; maximize the potential of its improved growth opportunities; and maximize capital funding opportunities. A variety of factors may adversely affect the ability of the Company and Boroo Gold to achieve the anticipated benefits of the transaction which could adversely affect the share price of the Common Shares.

*Evolving Corporate Governance and Reporting Framework*

The Company's business is subject to evolving corporate governance and public disclosure regulations that have increased both compliance costs and the risk of noncompliance, which could have an adverse effect on the price of the Company's securities. The Company is subject to changing rules and regulations promulgated by a number of governmental and self-regulated organizations, including the Canadian Securities Administrators, the TSX and the Financial Accounting Standards Board. These rules and regulations continue to evolve in scope and complexity making compliance more difficult and uncertain. Further, the Company's efforts to comply with these and other new and existing rules and regulations have resulted in, and are likely to continue to result in, increased general and administrative expenses and a diversion of management time and attention from revenue-generating activities to compliance activities.

*Management of Growth*

The Company may be subject to growth related risks including capacity constraints and pressure on its internal systems and controls. The ability of the Company to manage growth effectively will require it to continue to implement and improve its operational and financial systems and to expand, train and manage its employee base. If the Company is unable to deal with this growth, it may have a material adverse effect on the Company's business, financial condition, results of operations and prospects.

*Foreign Subsidiaries*

A significant portion of the Company's business is carried on through subsidiaries, including foreign subsidiaries. Accordingly, any limitation on the transfer of cash or other assets between the parent corporation and such entities, or among such entities,

could restrict the Company's ability to fund its operations and projects efficiently. Any such limitations, or the perception that such limitations may exist now or in the future, could have an adverse impact on the Company's valuation and stock price.

#### *Interests of the Controlling Shareholder*

As of the date hereof, Boroo Singapore beneficially owns approximately 55.9% of the issued and outstanding Common Shares. Boroo Singapore's ability to elect directors of the Company and otherwise exercise its rights as a shareholder of the Company are governed by the Boroo Investor Rights Agreement. For as long as Boroo Singapore holds at least 10% interest in the Company, it may be in a position to affect the Company's governance and operations, pursuant to the terms and conditions of the Boroo Investor Rights Agreement. As a result of Boroo Singapore's shareholdings of the Company, third parties could be discouraged from making an offer or take-over bid to acquire the Company at a price per share that is above the then-current market price.

#### *Legal Proceedings*

The Company is currently subject to litigation. The results of such litigation cannot be predicted with certainty. The costs of defending or settling such litigation can be significant. If the Company is unable to resolve this dispute favorably, it may have a material adverse impact on the Company's financial performance, cash flow and results of operations.

The Company may from time to time be subject to future disputes, litigation and regulatory proceedings arising in the normal course of its business. The Company cannot determine whether such litigation and regulatory proceedings will, individually or collectively, have a material adverse effect on its business, results or operations and financial condition. To the extent expenses incurred in connection with litigation or any potential regulatory proceeding or action (which may include substantial fees of attorneys and other professional advisors and potential obligations to indemnify officers and directors who may be parties to such actions) are not covered by available insurance, such expenses could adversely affect the Company's cash position.

A significant judgment against the Company or the imposition of a significant fine or penalty or a finding that the Company has failed to comply with laws or regulations or a failure to settle any dispute on satisfactory terms, could have a significant adverse impact on the Company's ability to continue operations.

#### *Conflicts of Interest*

Certain directors and officers are directors and/or officers of other mineral exploration companies and, as such, may, in certain circumstances, have a conflict of interest. Such conflicts of interest, if any, which arise will be subject to and governed by procedures prescribed by the Company's governing corporate law statute which requires a director of a corporation who is a party to, or is a director or an officer of, or has some material interest in any person who is a party to, a material contract or proposed material contract with the company to disclose his or her interest and, in the case of directors, to refrain from voting on any matter in respect of such contract unless otherwise permitted under such legislation. However, conflicts may not be readily apparent, or may only be apparent with the benefit of hindsight, and a conflicted director may exercise his or her judgment in a manner detrimental to the Company's interests.

#### *Prolonged periods of severe weather conditions could materially and adversely affect the Company's business and results of operations*

Severe weather conditions may require the Company to evacuate personnel or curtail operations and may cause damages to the project site, equipment or facilities, which could result in the temporary suspension of operations or generally reduce the Company's productivity. Severe weather conditions have not caused any delay or damages to the Company's operations to date. However, there can be no assurance that severe weather will not occur. Any damages to the Company's projects or delays in its operations caused by prolonged periods of severe weather could materially and adversely affect its business and results of operations.

#### *Russia-Ukraine Conflict*

Mongolia is land-locked between China and Russia and on February 24, 2022, Russia invaded Ukraine. The war between the two countries continues to evolve as military activity proceeds and sanctions on Russia remain in place. The war has affected economic and global financial markets and exacerbated ongoing economic challenges, including issues such as rising inflation and global supply-chain disruption.

Mongolia, and thus the Company, is currently largely reliant on Russia for its fuel and while there have been minor disruptions in supply, the Government of Mongolia has signed a deal with Russia to cap imported fuel prices.

Management of the Company closely monitors the events in Ukraine, however the degree to which it may be affected by them are largely out of management's control and depends on the nature and duration of uncertain and unpredictable events, such as further military action, additional sanctions, and reactions to ongoing developments by global financial markets.

### **Risks Related to the Common Shares**

#### *Dilution*

The Company may sell or issue additional Common Shares or other securities in the future to finance future activities, including its growth strategy. The Company cannot predict the size of future issuances of securities or the effect, if any, that future issuances and sales of securities will have on the market price of the Common Shares. Issuances of substantial numbers of Common Shares, or the perception that such issuances could occur, may adversely affect prevailing market prices of the Common Shares. With any additional issuance of Common Shares, investors will suffer dilution to their voting power and the Company may experience dilution in its earnings per share.

#### *The Common Shares are Subject to Market Price Volatility*

The market price at which the Common Shares will trade cannot be predicted. The market price of the Common Shares may be adversely affected by a variety of factors relating to our business, including fluctuations in operating and financial results. In addition, the stock markets in general have recently experienced extreme volatility. This volatility may adversely affect the market price of the Common Shares. The liquidity of the Common Shares may also be impacted by general market volatility.

#### *Investment Eligibility*

There can be no assurance that the Common Shares will continue to be qualified investments under relevant Canadian tax laws for trusts governed by RRSPs, RRIFs, deferred profit-sharing plans, registered education savings plans, registered disability savings plans and TFSA's. The *Income Tax Act* (Canada) imposes penalties for the acquisition or holding of nonqualified or prohibited investments.

#### *The Company does not intend to pay dividends*

The Company has not, since the date of its incorporation, declared or paid any dividends or other distributions on its Common Shares. The Company anticipates that, for the foreseeable future, it will retain its cash resources for the operation and development of its business. The declaration and payment of any dividends in the future is at the discretion of the Board and will depend on numerous factors, including compliance with applicable laws, financial performance, working capital requirements of the Company and such other factors as the Board considers appropriate, and the Company may never pay dividends.

### **DIVIDEND POLICY**

The Company has not, since its incorporation, declared or paid any dividends on our Common Shares and does not currently have a policy with respect to the payment of dividends. For the foreseeable future, we anticipate that we will not pay dividends but will retain future earnings and other cash resources for the operation and development of our business. The payment of dividends in the future will depend on our earnings, if any, our financial condition and such other factors as our directors consider appropriate.

### **DESCRIPTION OF CAPITAL STRUCTURE**

#### **Common Shares**

The authorized share capital of the Company consists of an unlimited number of Common Shares of which 252,827,187 Common Shares are issued and outstanding as of the date hereof.

Each Common Share entitles its holder to notice of, and to one vote at, all meetings of shareholders. Each Common Share carries an entitlement to receive dividends if, as and when declared by the Board. In the event of the liquidation, dissolution or

winding-up of the Company, the assets available for distribution to shareholders will be distributed rateably among the holders of Common Shares.

## MARKET FOR SECURITIES

### Trading Price and Volume

The outstanding Common Shares are listed and posted for trading on the TSX under the trading symbols “STGO”. The following tables set forth the market price ranges and the aggregate volume of trading of the Common Shares on the TSX for the periods indicated.

<b>TSX Statistics for Common Shares</b>			
<b>Period</b>	<b>High</b>	<b>Low</b>	<b>Volume</b>
	<b>(\$)</b>	<b>(\$)</b>	
<b>2024</b>			
December	0.68	0.58	2,648,149
November	0.83	0.57	2,316,125
October	0.9	0.73	3,061,904
September	0.8	0.58	2,286,551
August	0.67	0.59	2,299,699
July	0.73	0.54	1,836,271
June	0.66	0.51	2,342,693
May	0.68	0.59	2,639,276
April	0.72	0.6	5,422,086
March	0.84	0.61	1,862,780
February	0.74	0.6	1,391,536
January	0.77	0.63	1,567,683

### Prior Sales

There are no other classes of securities of the Company which are outstanding but not listed or quoted on a marketplace and therefore no prior sales to report.

## ESCROWED SECURITIES AND SECURITIES SUBJECT TO CONTRACTUAL RESTRICTIONS ON TRANSFER

The Common Shares that are subject to escrow or contractual restrictions and the percentage of our outstanding Common Shares represented by such Common Shares are set out below.

<b>Designation of Class</b>	<b>Number of securities in escrow or subject to contractual restrictions on transfer<sup>(1)</sup></b>	<b>Percentage of class</b>
Common Shares	3,507,692	1.39%

### Note:

(1) Common Shares in escrow were issued to Mongolian Inc. Limited LLC.

## DIRECTORS AND EXECUTIVE OFFICERS

### Name, Province or State, Country of Residence and Offices Held

The following table sets forth the name of each of our directors and executive officers, their province or state and country of residence, their position(s) with the Company, their principal occupations during the five preceding years and the date they first became a director of the Company. Each director’s term will expire immediately prior to the next annual meeting of



shareholders.

<b>Name and Residence</b>	<b>Position with Company</b>	<b>Principal Occupations</b>	<b>Director Since</b>
Bataa Tumur-Ochir <i>Ulaanbaatar, Mongolia</i>	Chairman, Chief Executive Officer and Director	President and Chief Executive Officer of the Company from December 2019 until June 2023 and Chairman and Chief Executive Officer since June 2023.	October 5, 2016
Jeremy South <i>British Columbia, Canada</i>	Senior Vice President and Chief Financial Officer	Senior Vice President and Chief Financial Officer of the Company since July 2018; managing partner of SouthPac Partners Inc. since January 2017.	-
Batjargal Zamba <sup>(1)(2)</sup> <i>Ulaanbaatar, Mongolia</i>	Director	Special Envoy of Mongolia on Climate Change, National Focal Point of Mongolia; previously independent consultant and advisor at the Office of the President of the United Nations Environmental Assembly (UNEA) of UNEP in Ulaanbaatar from 2014 to 2016; previously research fellow at the Research Institute for Humanity and Nature (RIHN) in Kyoto, Japan from 2011 to 2013.	August 31, 2017
Jargalan Sreenen <sup>(1)(3)</sup> <i>Ulaanbaatar, Mongolia</i>	Director	Professor and Department Head, Mongolia University of Science and Technology since September 2003.	August 23, 2019

<b>Name and Residence</b>	<b>Position with Company</b>	<b>Principal Occupations</b>	<b>Director Since</b>
Marina Lerner <sup>(1)(2)</sup> <i>New York, United States</i>	Director	<p>Ms. Lerner is a Certified Public Accountant, Certified Financial Forensic (AICPA), Certified Forensic Accountant Homeland Security Level V and a graduate of Touro University, NYC, USA, and a member of the American College of Forensic Examiners.</p> <p>Ms. Lerner is a member of the American Institute of Certified Public Accountants, American College of Forensic Examiners, National Association of Certified Fraud Examiners, Institute of Business Appraisals, National Conference of CPA Practitioners, and National Association of Tax Preparers.</p>	June 30, 2023
Byambatseren Tsogbadrakh <i>Ulaanbaatar, Mongolia</i>	Director and President	<p>Ms. Lerner is the former chairperson of Children’s Talent Development Fund, a not-for-profit charitable organization, director and treasurer of the Russian Jewish Congress and acts as a pro-bono consultant for Ukrainian refugees. She is fluent in English, Ukrainian and</p> <p>Ms. Byambatseren Tsogbadrakh, a Mongolian national, is a founding member of the Steppe Gold team.</p> <p>With years of experience in the field of finance, she has progressively held senior positions within the Company for an extended period.</p>	March 15, 2024

<b>Name and Residence</b>	<b>Position with Company</b>	<b>Principal Occupations</b>	<b>Director Since</b>
Tserenbadam Dugeree <i>Ulaanbaatar, Mongolia</i>	Director	Mr. Dugeree holds bachelor's and master's degrees in law, finance, and accounting, with experience in mining, banking, and legal sectors. He was an executive in banking and finance from 2004 to 2015, led the Legal Department at Erdenet Mining Corporation SOE until 2019, and has been CEO of Boroo Gold since 2021. From August 2024, he is also COO and a board member at Steppe Gold, and serves on the Banking Lawyers Association board and FRC Mongolia's Monitoring Committee.	August 1, 2024
Dulguun Erdenebaatar <i>Singapore</i>	Director	Mr. Erdenebaatar was appointed as director of the Company, following the completion of the acquisition of Boroo Gold. Over the past 10 years, he has specialized in metals and mining sector mergers and acquisitions, project development, and operational efficiency.  Mr. Erdenebaatar holds an M.Sc. in Mega Project Management from Said Business School, Oxford University, UK.	August 14, 2024

**Notes:**

- (1) Member of the Audit Committee.
- (2) Member of the Corporate Governance and Nominating Committee.
- (3) Member of the Compensation Committee.

**Shareholdings of Directors and Senior Officers**

Directors and executive officers, as a group, beneficially own, control or direct, directly or indirectly, 16,702,398 Common Shares, representing approximately 6.6% of the issued and outstanding Common Shares.

**Cease Trade Orders, Bankruptcies, Penalties or Sanctions**

None of the directors or executive officers of the Company is, as at the date hereof, or was within 10 years before the date hereof, a director, chief executive officer or chief financial officer of any company (including the Company) that (a) was subject to a cease trade order, an order similar to a cease trade order or an order that denied the relevant issuer access to any exemption under securities legislation, that was in effect for a period or more than 30 consecutive days (a "Cease Trade Order") that was issued while the director or executive officer was acting in the capacity as director, chief executive officer or chief financial officer of such issuer, or (b) was subject to a Cease Trade Order that was issued after the director or executive officer ceased

to be a director, chief executive officer or chief financial officer and which resulted from an event that occurred while that person was acting in the capacity as director, chief executive officer or chief financial officer.

None of the directors or executive officers of the Company, nor, to the knowledge of the Company, any shareholder holding a sufficient number of our securities to affect materially the control of the Company (a) is, as at the date hereof, or has been within the 10 years before the date hereof, a director or executive officer of any company (including ours) that, while that person was acting in that capacity, or within a year of that person ceasing to act in that capacity, became bankrupt, made a proposal under any legislation relating to bankruptcy or insolvency or was subject to or instituted any proceedings, arrangement or compromise with creditors or had a receiver, receiver manager or trustee appointed to hold its assets, or (b) has, within the 10 years before the date hereof, become bankrupt, made a proposal under any legislation relating to bankruptcy or insolvency, or become subject to or instituted any proceedings, arrangement or compromise with creditors, or had a receiver, receiver manager or trustee appointed to hold the assets of such director, executive officer or shareholder.

None of the directors or executive officers of the Company, nor, to the knowledge of the Company, any shareholder holding a sufficient number of our securities to affect materially the control of the Company, has been subject to (a) any penalties or sanctions imposed by a court relating to securities legislation or by a securities regulatory authority or has entered into a settlement agreement with a securities regulatory authority, or (b) any other penalties or sanctions imposed by a court or regulatory body that would likely be considered important to a reasonable investor in making an investment decision.

### **Conflicts of Interest**

To the best of the Company's knowledge, there are no known existing or potential conflicts of interest between the Company or its subsidiaries and any of the directors or officers of the Company or a director or officer of its subsidiaries. However, certain of directors and officers are, or may become, directors or officers of other companies, with businesses which may conflict with the business of the Company. Accordingly, conflicts of interest may arise which could influence these individuals in evaluating possible acquisitions or in generally acting on behalf of the Company. Pursuant to the OBCA, directors are required to act honestly and in good faith with a view to the best interests of the Company. As required under the OBCA:

- (a) A director or executive officer who holds any office or possesses any property, right or interest that could result, directly or indirectly, in the creation of a duty or interest that materially conflicts with that individual's duty or interest as a director or executive officer of the Company, must promptly disclose the nature and extent of that conflict.
- (b) A director who holds a disclosable interest (as that term is used in the OBCA) in a contract or transaction into which the Company has entered or proposes to enter may generally not vote on any directors' resolution to approve the contract or transaction.

Generally, as a matter of practice, directors or executive officers who have disclosed a material interest in any transaction or agreement that the Board is considering will not take part in any Board discussion respecting that contract or transaction. If on occasion such directors do participate in the discussions, they will abstain from voting on any matters relating to matters in which they have disclosed a material interest. In appropriate cases, a special committee of independent directors will be established to review a matter in which directors, or management, may have a conflict. See "*Risk Factors — Conflicts of Interests*".

## **AUDIT COMMITTEE**

### **Composition of the Audit Committee**

The current members of the Audit Committee are Dr. Zamba (Chair), Dr. Sreenen, and Marina Lerner. All of the members are financially literate and all are independent. "Independent" and "financially literate" have the meaning used in National Instrument 52-110 ("NI 52-110") of the Canadian Securities Administrators. The charter of the Company's Audit Committee is attached to this annual information form as Appendix A.

### **Relevant Education and Experience**

Every member in the Audit Committee has sufficient education and experience to perform its responsibilities in relation to the Audit Committee, including:

- understanding the accounting principles used by the Company to prepare its financial statements;
- having the ability to assess the general application of such accounting principles in connection with the accounting for estimates, accruals and provisions;
- experience preparing, auditing, analyzing or evaluating financial statements that present a breadth and level of complexity of accounting issues that are generally comparable to the breadth and complexity of issues that can reasonably be expected to be raised by the Company's financial statements, or experience actively supervising one or more individuals engaged in such activities; and
- an understanding of internal controls and procedures for financial reporting.

#### *Batjargal Zamba*

Dr. Zamba is currently serving as the Special Envoy of Mongolia on Climate change, National Focus Point of Mongolia for the United Nations Framework Convention on Climate Change (UNFCCC) covering the coordination of activities related to the Intergovernmental Panel on Climate Change (IPCC) and Green Climate Fund (GCF).

Dr. Zamba was the Minister of the Environment of Mongolia from 1990 to 1996 and Director-General of the National Agency for Meteorology, Hydrology and Environmental Monitoring from 1996 to 2001 and Ambassador of Mongolia to Japan from 2001 to 2005. From 2005 to 2001, he was working in New York as the Representative of the UN specialized agency-World Meteorological Organization (WMO) to the United Nations. He was also an advisor at the Office of the President of the United Nations Environmental assembly (UNEA) of UNEP in Ulaanbaatar (2014-2016).

#### *Jargalan Sereenen*

Dr. Sereenen has been a Professor and Department Head, Mongolia University of Science and Technology since September 2003. Dr. Sereenen teaches ore geology and metallogeny to Bachelors, Masters and Doctorate students. Prior to 2011, Dr. Sereenen worked as an associate professor at the Mongolian University of Science and Technology.

#### *Marina Lerner*

Ms. Lerner is a Certified Public Accountant, Certified Financial Forensic (AICPA), Certified Forensic Accountant Homeland Security Level V and a graduate of the American College of Forensic Examiners. Ms. Lerner is a member of the American Institute of Certified Public Accountants, American College of Forensic Examiners, National Association of Certified Fraud Examiners, Institute of Business Appraisals, National Conference of CPA Practitioners, and National Association of Tax Preparers.

Ms. Lerner is the former chairperson of Children's Talent Development Fund, a not-for-profit charitable organization, director and treasurer of the Russian Jewish Congress and acts as a pro-bono consultant for Ukrainian refugees. She is fluent in English, Ukrainian and Russian.

#### **Audit Committee Oversight**

At no time since the commencement of the Company's most recently completed financial year was a recommendation of the Audit Committee to nominate or compensate an external auditor (Kingston Ross Pasnak LLP, Chartered Accountants) not adopted by the Board.

#### **Reliance on Certain Exemptions**

The Company has not relied on the exemptions contained in sections 2.4, 3.2, 3.4, 3.5 or Part 8 of NI 52-110. Section 2.4 provides an exemption from the requirement that the audit committee must pre-approve all non-audit services to be provided by the auditor, where the total amount of fees related to the non-audit services are not expected to exceed 5% of the total fees payable to the auditor in the fiscal year in which the non-audit services were provided. Section 3.2 provides an exemption from the requirement that every audit committee member must be independent, where an issuer has filed a prospectus to qualify the distribution of securities that constitutes its initial public offering, for a period of up to 90 days commencing on the date of the receipt for the prospectus, provided that one member of the audit committee is independent, and for a period of up to one year commencing on the date of the receipt for the prospectus, provided that a majority of the audit committee members are

independent. Section 3.4 provides an exemption from the requirement that every audit committee member must be independent if an audit committee member ceases to be independent for reasons outside the member’s reasonable control, for a period ending on the later of (a) the next annual meeting of the issuer, and (b) the date that is six months from the occurrence of the event which caused the member to not be independent. Section 3.5 provides an exemption from the requirement that every audit committee member must be independent and financially literate where there has been a death, disability or resignation of an audit committee member which resulted in a vacancy on the audit committee that the board of directors was required to fill, such audit committee member appointed to fill such vacancy is exempt from such requirements for a period ending on the later of (a) the next annual meeting of the issuer, and (b) the date that is six months from the day the vacancy was created. Part 8 permits a company to apply to a securities regulatory authority for an exemption from the requirements of NI 52-110, in whole or in part.

### Pre-approval Policies and Procedures

Formal policies and procedures for the engagement of non-audit services have yet to be formulated and adopted. Subject to the requirements of NI 52-110, the engagement of non-audit services is considered by the Board, and where applicable, by the Audit Committee, on a case by case basis.

### External Auditor Service Fees (by Category)

The aggregate fees charged to the Company by the external auditor in each of the last two fiscal years are as follows:

	<b>FYE 2024</b>	<b>FYE 2023</b>
Audit Fees	\$155,000	\$170,675
Audit-Related Fees <sup>(1)</sup>	\$90,000	\$60,000
Tax Fees <sup>(2)</sup>	Nil	\$26,485
All Other Fees <sup>(3)</sup>	\$338,903	\$320,000
<b>Total Fees:</b>	<b>\$583,903</b>	<b>\$577,160</b>

#### Notes:

- (1) Audit-related fees include quarterly audit review services.
- (2) Tax fees relate to the preparation of annual tax returns, transfer pricing consulting and general advisory services.
- (3) Includes the audit service rendered in regards to Hong Kong Listing requirements in 2023 and fees regarding the Boroo Gold Transaction: \$7,750 and Boroo Gold LLC audit fees: \$331,152 in 2024.

### LEGAL PROCEEDINGS AND REGULATORY ACTIONS

On March 31, 2025, the Company was served with a Statement of Claim filed in the Ontario Superior Court of Justice in connection with a contractual dispute by Triple Flag Precious Metals Corp. (“**Triple Flag**”), naming the Company as the defendant. In the Statement of Claim, Triple Flag seeks delivery of 1,650 troy ounces of refined gold or contractual damages of approximately \$5 million. The outcome of the proceeding is not determinable at this time.

Other than as disclosed in this annual information form, to our knowledge, there are no other legal proceedings or regulatory actions material to us to which we are a party, or to which we have been a party since our incorporation, or of which any property of the Company is or has been the subject matter of, since the beginning of the financial year ended December 31, 2024, and no such proceedings are known by us to be contemplated. There have been no penalties or sanctions imposed against us by a court relating to provincial or territorial securities legislation or by any securities regulatory authority, there have been no penalties or sanctions imposed by a court or regulatory body against us and we have not entered into any settlement agreements before a court relating to provincial or territorial securities legislation or with any securities regulatory authority since our incorporation.

### INTERESTS OF MANAGEMENT AND OTHERS IN MATERIAL TRANSACTIONS

Other than disclosed elsewhere in this annual information form, no director, executive officer of the Company or shareholder

of the Company that beneficially owns, or controls or directs, directly or indirectly, more than 10% of the issued and outstanding Common Shares, or any of their respective associates or affiliates, has any material interest, direct or indirect, in any transaction which has materially affected or is reasonably expected to materially affect the Company within the three years preceding the date of this annual information form of during the current fiscal year.

## TRANSFER AGENTS AND REGISTRARS

### Transfer Agent and Registrar

The transfer agent and registrar for the Common Shares is Odyssey Trust Company at its principal offices located in Trader's Bank Building, 702 – 67 Yonge Street, Toronto ON M5E 1J8, Canada.

## MATERIAL CONTRACTS

Except for contracts entered into in the ordinary course of business, the only material contracts which the Company has entered into are set out below. Copies of such agreements are available under the Company's profile on SEDAR+ at [www.sedarplus.ca](http://www.sedarplus.ca).

- Stream Agreement (See "*Business of the Company – Metals Purchase and Sale Agreement*");
- Triple Flag Investor Rights Agreement (See "*Business of the Company – Metals Purchase and Sale Agreement*");
- Loan Agreement between Trade and Development Bank and Steppe Gold LLC dated July 28, 2021;
- TDB Loan Agreement (See "*General Developments Of The Business – Three-year History*");
- Boroo Investor Rights Agreement (See "*General Developments Of The Business – Three-year History*");
- Share Exchange Agreement (See "*General Developments Of The Business – Three-year History*");
- the Share Purchase Agreements (See "*General Developments Of The Business – Three-year History*");
- EPC Contract (See "*General Developments Of The Business – Three-year History*");
- Forward sales contract entered into on March 14, 2024 between Boroo Gold and Trade and Development Bank of Mongolia, as amended and restated on May 28, 2024 and October 10, 2024; and
- Bond program agreement entered into on December 5, 2024 between Boroo Gold and a third party Mongolian mortgage provider.

## INTEREST OF EXPERTS

Kingston Ross Pasnak LLP, the auditors of the Company and who prepared the auditors' report accompanying the financial statements of the Company as at and for the period ended December 31, 2024 have confirmed that they are independent of the Company within the meaning of the Rules of Professional Conduct of the Chartered Professional Accountants of Ontario.

The technical report titled "Altan Tsagaan Ovoo Project (ATO) 2022 Mineral Resources & Reserves Report (NI 43-101)" dated effective November 6, 2022, which was prepared for the Company by Robin A. Rankin, MSc DIC MAusIMM CP (Geo) and Grant Walker, Be (Mining) MAusIMM CP(Mining) and prepared in accordance with NI 43-101. Each of the authors is a "qualified person" under NI 43-101 and independent of the Company.

The technical report titled "Boroo and Ulaanbulag Gold Project 2024 Mineral Resources & Reserve Technical Report (Amended NI 43-101)" dated effective February 1, 2024, as amended, which was prepared for Boroo Gold by Tuvshinbayar Batbayar, MAusIMM (CP) and prepared in accordance with NI 43-101. The author is a "qualified person" under NI 43-101 and independent of Boroo Gold and the Company.

The aforementioned firms and persons each held less than 1% of the outstanding securities of the Company or of any associate or affiliate of the Company when they prepared the aforementioned reports, or following the preparation of such reports, and did not receive any direct or indirect interest in any securities of the Company or any associate or affiliate of the Company in connection with the preparation of such reports.

## ADDITIONAL INFORMATION

Additional information in respect of the Company is available on the Company's SEDAR+ profile at [www.sedarplus.ca](http://www.sedarplus.ca). Additional information, including directors' and officers' remuneration and indebtedness, principal holders of the Company's securities and securities authorized for issuance under equity compensation plans will be contained in the Company's

management information circular for its most recent annual meeting of security holders that involved the election of directors. Additional information is also provided in the Company's audited consolidated financial statements and management's discussion and analysis for its most recently completed financial year ended December 31, 2024.



## APPENDIX A

### AUDIT COMMITTEE CHARTER

---

This charter governs the operations of the Audit Committee (the “**Committee**”) of Steppe Gold Ltd. (the “**Company**”). The purpose, composition, responsibilities, and authority of the Committee are set out in this Charter.

This Charter and the Articles of the Company and such other procedures, not inconsistent therewith, as the Committee may adopt from time to time, shall govern the meetings and procedures of the Committee.

#### 1. Purpose

The Committee shall provide assistance to the Board of Directors of the Company (the “**Board**”) in fulfilling their oversight responsibility to the shareholders, potential shareholders, the investment community, and others relating to:

- (a) the integrity of the Company’s financial statements;
- (b) the financial reporting process;
- (c) the systems of internal accounting and financial controls;
- (d) financial risk management;
- (e) the performance of the Company’s internal audit function (if applicable) and independent auditors;
- (f) the independent auditors’ qualifications and independence; and
- (g) the Company’s compliance with ethics policies and legal and regulatory requirements.

#### 2. Composition

The Committee shall be composed of at least three (3) directors of the Company (the “**Members**”), each of whom is “independent” as defined by applicable Canadian laws and regulations as well as the rules of relevant stock exchanges.

All Members shall be “financially literate” as defined in National Instrument 52-110 – *Audit Committees* or any successor policy, meaning that the director has the ability to read and understand a set of financial statements that present the breadth and level of complexity of accounting issues that can reasonably be expected to be raised by the Company’s financial statements.

Members shall be appointed by the Board and shall serve until they resign, cease to be a director, or are removed or replaced by the Board.

#### 3. Authority

The Committee is authorized to carry out its responsibilities as set out in this Charter, and to make recommendations to the Board arising therefrom.

In discharging its oversight role, the Committee is empowered to investigate any matter brought to its attention with full access to all books, records, facilities, and personnel of the Company and the authority to engage, and to set and pay the compensation of, independent accountants, legal counsel and other advisers as it determines necessary to carry out its duties.

The Committee may also communicate directly with the auditors, legal and other advisors, management and employees of the Company to carry out its responsibilities and duties set out in this Charter.

The Company shall pay directly or reimburse the Committee for the expenses incurred by the Committee in carrying out its responsibilities.

#### 4. Responsibilities

The primary responsibility of the Committee is to oversee the Company's financial reporting process on behalf of the Board and report the results of their activities to the Board. While the Committee has the responsibilities and powers set forth in this Charter, it is not the duty of the Committee to plan or conduct audits or to determine that the Company's financial statements are complete and accurate and are in accordance with generally accepted accounting principles. Management is responsible for the preparation, presentation, and integrity of the Company's financial statements and for the appropriateness of the accounting principles and reporting policies that are used by the Company. The independent auditors are responsible for auditing the Company's financial statements and for reviewing the Company's unaudited interim financial statements.

The Committee, in carrying out its responsibilities, believes its policies and procedures should remain flexible, in order to best react to changing conditions and circumstances. The Committee should take appropriate actions to set the overall corporate "tone" for quality financial reporting, sound business risk practices, and ethical behaviour. The following shall be the principal direct responsibilities of the Committee:

- (a) Appointment and termination (subject, if applicable, to shareholder ratification), compensation, and oversight of the work of the independent auditors, including resolution of disagreements between management and the auditors regarding financial reporting. The Committee shall arrange for the independent auditors to report directly to the Committee.
- (b) Pre-approve all audit and non-audit services provided by the independent auditors and not engage the independent auditors to perform the specific non-audit services prohibited by law or regulation. The Committee may delegate pre-approval authority to a member of the Committee. The decisions of any Committee member to whom pre-approval authority is delegated must be presented to the full Committee at its next scheduled meeting.
- (c) At least annually, obtain and review a report by the independent auditors describing:
  - (i) The firm's internal control procedures.
  - (ii) Any material issues raised by the most recent internal control review, or peer review, of the firm, or by any inquiry or investigation by governmental or professional authorities, within the preceding five years, respecting one or more independent audits carried out by the firm, and any steps taken to deal with any such issues.
  - (iii) All relationships between the independent auditor and the Company (to assess the auditor's independence).
- (d) Establish clear hiring policies for employees, partners, former employees and former partners of the current and former independent auditors of the Company that meet the requirements of applicable securities laws and stock exchange rules.
- (e) Discuss with the auditors, the overall scope and plans for audits of the Company's financial statements, including the adequacy of staffing and compensation. Ensure there is rotation of the audit partner having primary responsibility for the independent audit of the Company at such intervals as may be required.
- (f) Discuss with management and the auditors the adequacy and effectiveness of the accounting and financial controls, including the Company's policies and procedures to assess, monitor, and manage business risk, and legal and ethical compliance programs (e.g. Company's Code of Business Conduct and Ethics).
- (g) Periodically meet separately with management and the auditors to discuss issues and concerns warranting Committee attention. The Committee shall provide sufficient opportunity for the

auditors to meet privately with the members of the Committee, which shall at minimum include an *in-camera* meeting following each quarterly meeting. The Committee shall review with the auditor any audit problems or difficulties and management's response.

The processes set forth represent a guide with the understanding that the Committee may supplement them as appropriate.

## **5. Chair Responsibilities**

The Chair of the Committee shall provide leadership to the Committee to enhance the Committee's effectiveness and ensure adherence to this Charter:

- (a) Convene and preside over Committee meetings and ensure they are conducted in an efficient, effective and focused manner that promotes meaningful discussion;
- (b) Assist management with the preparation of an agenda and ensure that meeting materials are prepared and disseminated in a timely manner and is appropriate in terms of relevance, efficient format and detail; and
- (c) Adopting procedures to ensure that the Committee can conduct its work effectively and efficiently, including committee structure and composition and management of meetings;
- (d) Ensure that the Committee has sufficient time and information to make informed decisions; and
- (e) Provide leadership to the Committee and management with respect to matters covered by this mandate.

The Committee shall designate one of its Members as chair of the Committee (the "**Chair**").

The Corporate Secretary of the Company, or the individual designated as fulfilling the function of Secretary of the Company, will be the secretary of all meetings and will maintain minutes of all meetings and deliberations of the Committee. In the absence of the Corporate Secretary at any meeting, the Committee will appoint another person who may, but need not, be a Member to be the secretary of that meeting.

## **6. Specifically Delegated Duties**

For purposes of this Charter, specific accounting, financial and treasury related duties delegated to the Committee by the Company's Board of Directors include:

### *Accounting and Financial*

- (a) Receive regular reports from the independent auditor on the critical policies and practices of the Company, and all alternative treatments of financial information within generally accepted accounting principles that have been discussed with management.
- (b) Where applicable, review management's assertion on its assessment of the effectiveness of internal controls as of the end of the most recent fiscal year and the independent auditor's report on management's assertion.
- (c) Review and discuss annual and interim earnings press releases before the Company publicly discloses this information.
- (d) Review and approve the interim quarterly unaudited financial statements and disclosures under Management's Discussion and Analysis of Financial Condition and Results of Operations with management and, where applicable, the independent auditors prior to the filing of the Company's Quarterly Report or their inclusion in any filing with regulatory authorities. Also, the Committee shall discuss the results of the quarterly review, if any, and any other matters required to be communicated to the Committee by the independent auditors under generally accepted auditing

standards.

- (e) Review with management and the independent auditors the financial statements and disclosures under Management's Discussion and Analysis of Financial Condition and Results of Operations to be included in the Company's Annual Report to shareholders and any other filing with regulatory authorities, including their judgment about the quality, not just the acceptability of accounting principles, the reasonableness of significant judgments, and the clarity of the disclosures in the financial statements.
- (f) The Committee shall discuss any matters required to be communicated to the Committee by the independent auditors under generally accepted auditing standards and shall specifically review with the independent auditors, upon completion of their audit:
  - (i) the contents of their report;
  - (ii) the scope and quality of the audit work performed;
  - (iii) the adequacy of the Company's financial and auditing personnel;
  - (iv) co-operation received from the Company's personnel during the audit;
  - (v) significant transactions outside of the normal business of the Company; and
  - (vi) significant proposed adjustments and recommendations for improving internal accounting controls, accounting principles or management systems.
- (g) Establish procedures for the review of the public disclosure of financial information extracted from the financial statements of the Company.
- (h) Establish procedures for the receipt, retention, and treatment of complaints received by the Company regarding accounting, internal accounting controls, or auditing matters, and the confidential, anonymous submission by employees of the Company of concerns regarding questionable accounting or auditing matters.

Approve investment policies and appoint investment managers, where appropriate, for the Company's retirement and other funded benefit plans.

Perform such other duties in respect of financial matters as, in the opinion of the Board, should be performed by the Committee.

## **7. Meetings and Proceedings**

The Committee shall meet as frequently as required, but not less than four times each year. Any Member or the independent auditors of the Company may call a meeting of the Committee.

The agenda of each meeting of the Committee will include input from the independent auditors, directors, officers and employees of the Company as appropriate. Meetings will include presentations by management, or professional advisers and consultants when appropriate, and will allow sufficient time to permit a full and open discussion of agenda items.

Forty-eight (48) hours advance notice of each meeting will be given to each Member verbally, by telephone or email, unless all Members are present and waive notice, or if those absent waive notice before or after a meeting. Members may attend all meetings either in person or by conference call. Any Member may call a meeting of the Committee.

The independent auditors of the Company are entitled to attend and be heard at meetings of the Committee where there is approval of the financial statements and disclosures under Management's Discussion and Analysis of Financial Condition and Results of Operations to be included in the Company's Annual Report to shareholders and any other

filing with regulatory authorities. For certainty, the independent auditors of the Company may still be requested by the Committee to attend other meetings of the Committee, from time to time.

The quorum for each meeting of the Committee is a majority of the Members. The Chair of the Committee shall chair each meeting. In the absence of the Chair, the other Members may appoint one of their number as chair of a meeting. The chair of a meeting shall not have a second or casting vote.

The Chair of the Committee or his delegate shall report to the Board following each meeting of the Committee.

The Secretary or his delegate shall keep minutes of all meetings of the Committee, including all resolutions passed by the Committee. Minutes of meetings shall be distributed to the Members and the other directors of the Company after preliminary approval thereof by the Chair of the Committee.

The Committee shall meet regularly, at a minimum quarterly, alone to facilitate full communication.

#### **8. Self-Assessment**

The Committee and the Board shall annually assess the effectiveness of the Committee with a view to ensuring that the performance of the Committee accords with best practices.

The Committee shall review and reassess this Charter at least annually and obtain the approval of the Company's Board for any changes.

Last approved: October 2, 2017

Approved by: Board of Directors